

**UniversiTY Eduardo Mondlane
School of Arts
Population Studies Center
(CEP)**

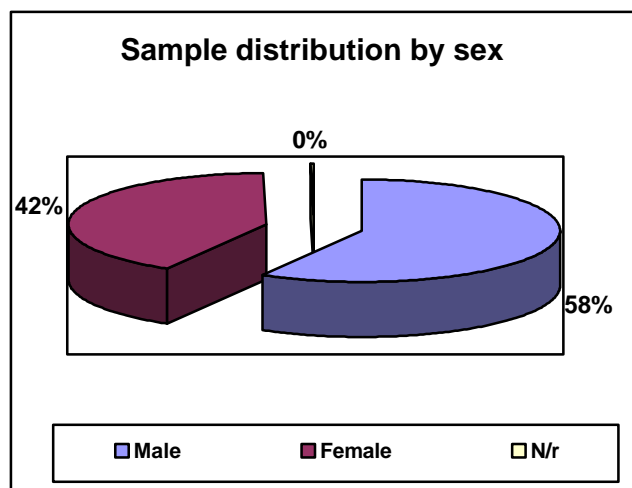
**Project:
Strategic Planning for the PRM**

**Analysis of results of the external survey
2002**

External survey

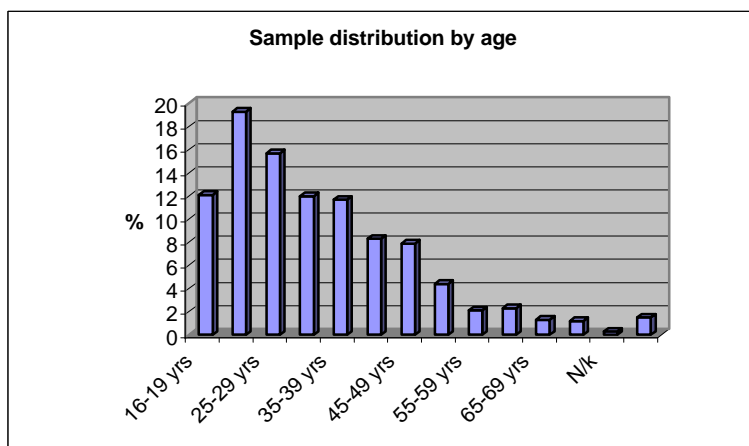
SAMPLE DEFINITION

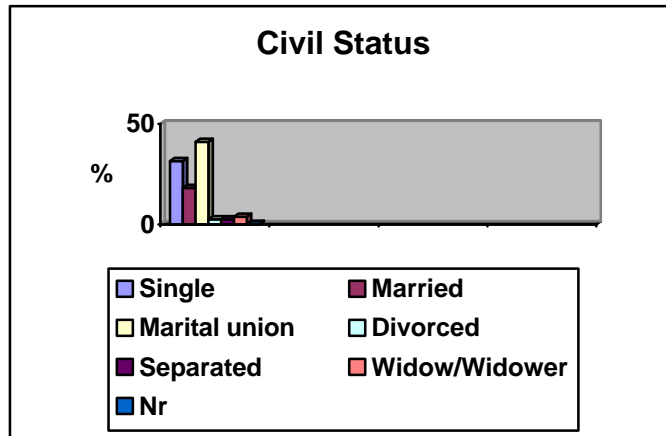
2,874 individuals were interviewed, of which only 4 (four) did not accept to participate or were not able to do it. Among those who participated, 1.3% recognized poor motivation. Only one visit per interview was needed in 90.4% of the respondents; this is a measure of the high level of enthusiasm of most part of those polled. 2,856 interviews (99.4% of total number of surveys) were considered as valid for data processing.



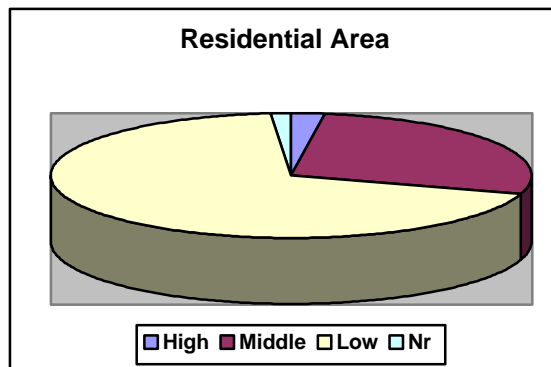
Sample social composition is heterogeneous, trying to represent the diversity of the Mozambican population. So, there were interviewed individuals of both sexes, 58,2% males and 41,6% females, aged 15 years or older.

Sample age distribution is as follows:

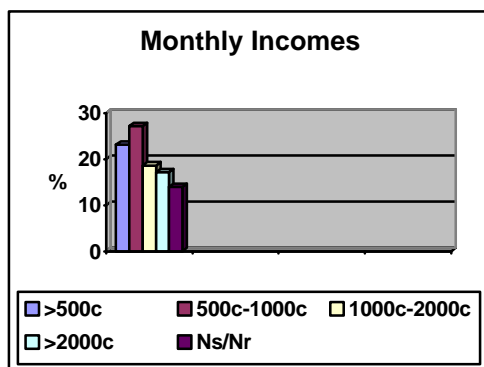




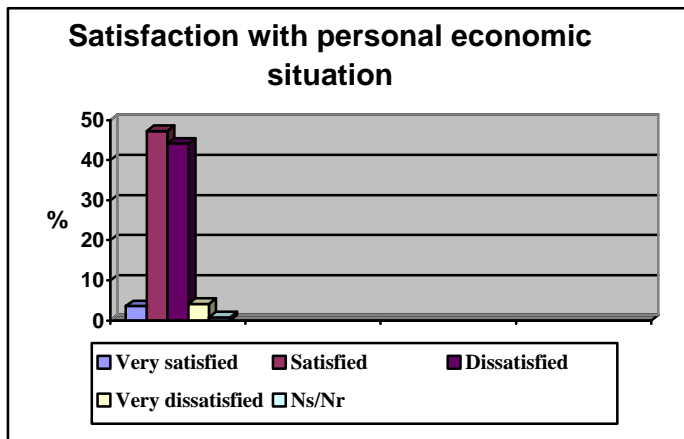
Most of interviewed (59.4% of sample total) are officially married (18.2%) or live under marital union (41.2%). Interviewed with single status represented 31.5% of the total.



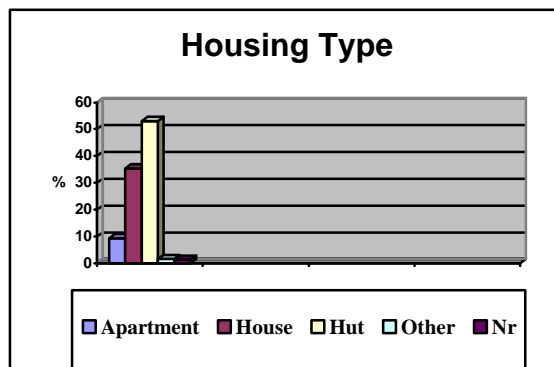
Interviewed represent the different social strata, predominantly those belonging to more disadvantaged classes, reflecting the country socio-economic situation. This can be verified through different indicators, as residential area, incomes, level of education, or religious group. So, most of interviewed are low class (68.7%). Only 2.2% and 27.6% can be considered to belong to high and middle class, respectively. Data on income reflect the same situation.



Half of interviewed recognized to have incomes lower than 2,000 contos (two million meticais) and only 17.2% declared to earn 2,000 contos or more.

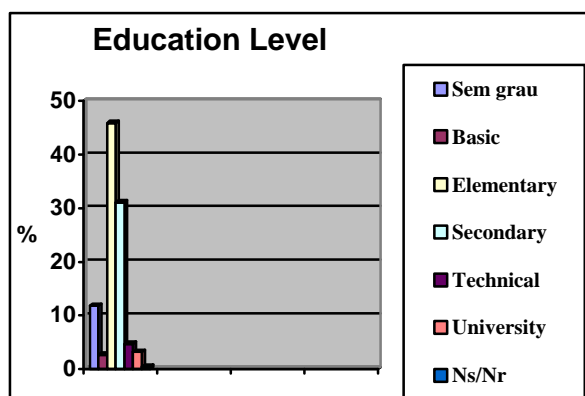


It is noticed that half of interviewed (50.9%) are satisfied with their economic situation, with a significant part (48.3%) demonstrating the opposite opinion.



Regarding the housing type, it was verified that most of interviewed (52.4%) live in houses built with precarious materials, classified in the survey under generic "hut", versus 9.3% living in flats/apartments or 35.4% living in houses (among houses are included brickwork houses, even located in areas with hut predominance).

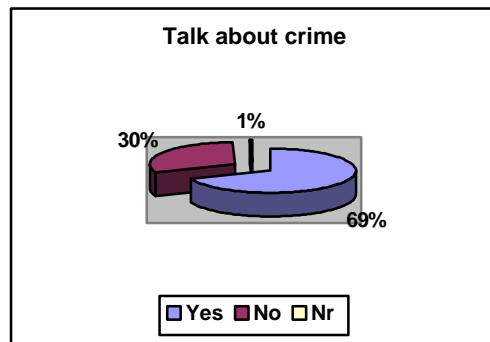
Most of interviewed (51.9%) declared to live in the same place for more than 10 years, which can be interpreted as a sign of stability in the way of life, or even socio-economic stability.



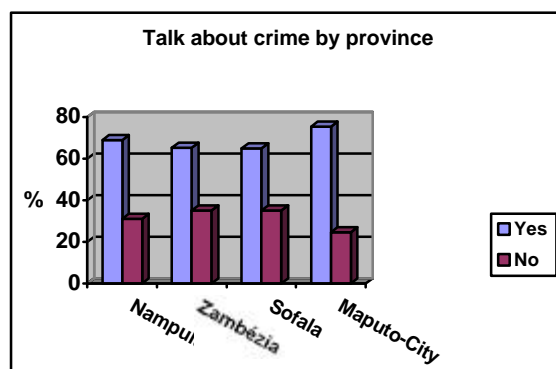
Schooling level of most interviewed is low. 60.5% did not pass elementary level, this is, had no education (11.8%), had only basic literacy (2.7%) or had frequented or completed elementary school (45.9%). Only 39.0% of interviewed declared to have reached a post-elementary level of education, with only 8.3% frequenting university.

Interviewed declared a great variety of religious beliefs. Catholic and Protestant churches are the most represented. Islamism also has many followers.

3. INTERVIEWED PERCEPTIONS ABOUT CRIME

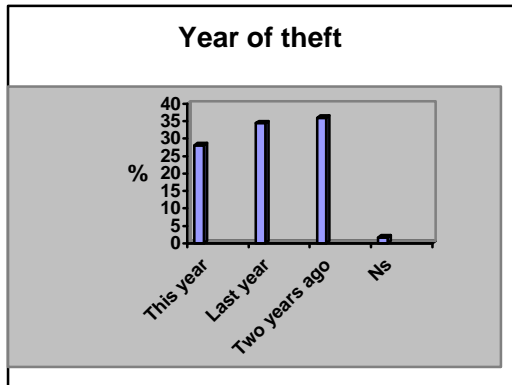


Crime, in its different forms, affects community life. This is why in the last times crime problem has appeared in the conversations. Most of interviewed (69.3%) declared having talked about crime problem in their community or city/bairro/area/zone. A similar trend was observed also at provincial level.



Among the different types of crime are included theft and damages to vehicles, bicycles and motorbikes, animal theft, home violation, theft of personal effects, sexual aggressions, assaults and threats, fraud to consumers and corruption.

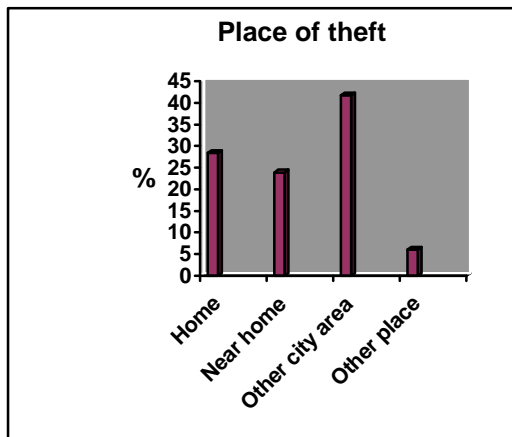
Car theft



According to survey data, a small minority owns a vehicle. Most of them have only one. Only 16.5% of the interviewed declared to be the owner of a vehicle.

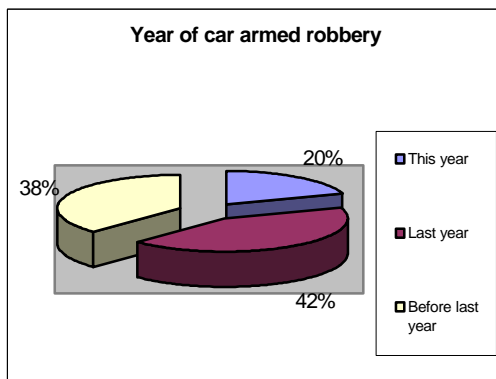
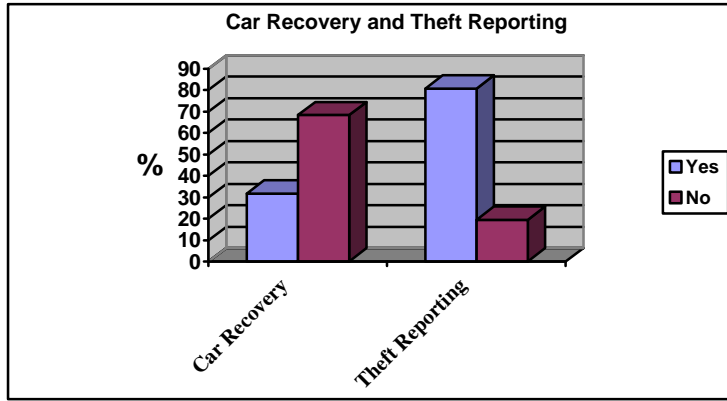
Among those having a vehicle, only a minority (13.8%) was victim of theft. It should be noted that most of vehicle thefts happen to be in the city of Maputo. 76.5% of the victims of car theft are from Maputo. This is why a provincial analysis of car theft data is not significant. Most of thefts happened in previous years, this is, 34.4% in the last year and 35.9% two years ago. The highest incidence of car theft was detected in the city of Maputo.

Among those happened last year (2001), in most of them (81.8%) the victim was robbed only once.



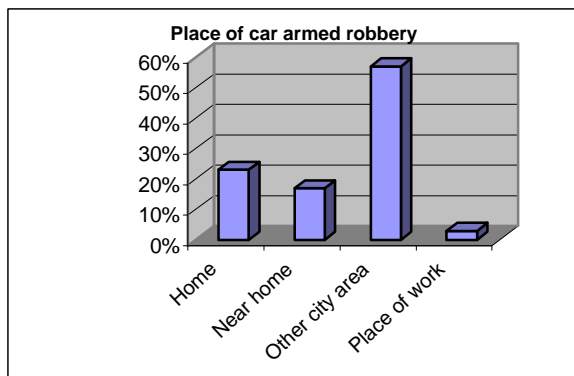
Most of car thefts in the last five years were in other city areas (41.8%), even a significant number of interviewed declared the theft at home or near home (52.3%). Provincial level analysis is not relevant, as most of the cases happened in Maputo (76.1%).

Most victims (68.3%) did not recover the car last time they were robbed, although almost all reported the theft to the police. 80.6% of the victims of car theft reported the crime to the police. This means a high level of participation for this type of crime.



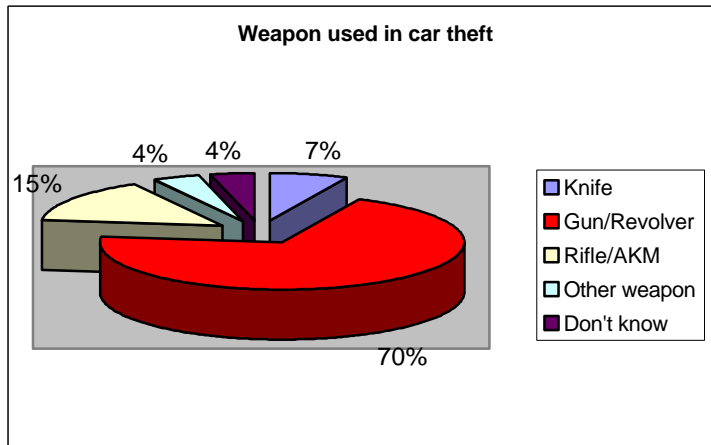
Car armed robbery

From the total interviewed, victims of car armed robbery were 6.4%. Most of cases (80,0%) happened in previous years, this is, 43.3% in the last year and 36.7% two years ago. From those happened last year (2001), victims were robbed only once in most of them (76.9%).

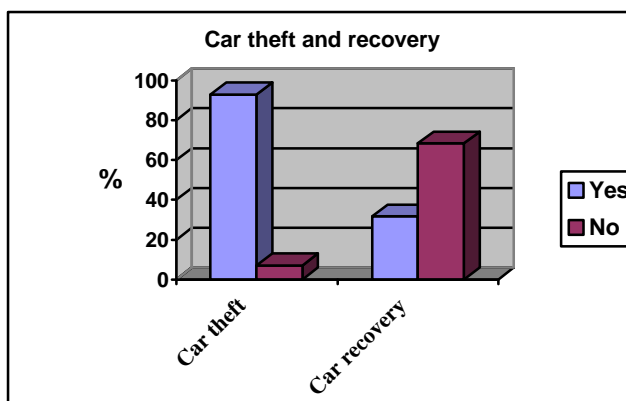
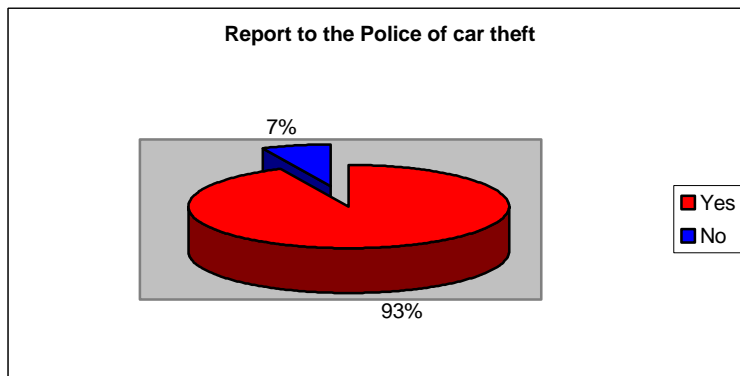


A significant part of the interviewed victims (41.8%) declared the theft to be happened in other city area, although a considerable percentage reported theft at home (28.4%) or near home (23.9%).

In most cases (86.7%), this type of crime involved participation of two or more assailants. Most victims did not know the attackers.

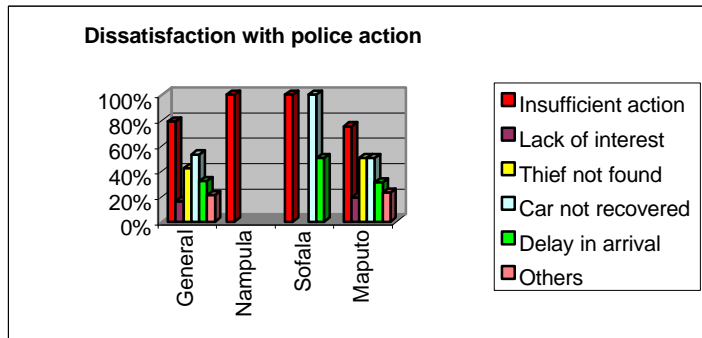


Many victims (90.0%) recognized that attackers had weapons at the time of the assault. Firearms were used often (85.2%). In 48.1% of the cases weapons were effectively used.

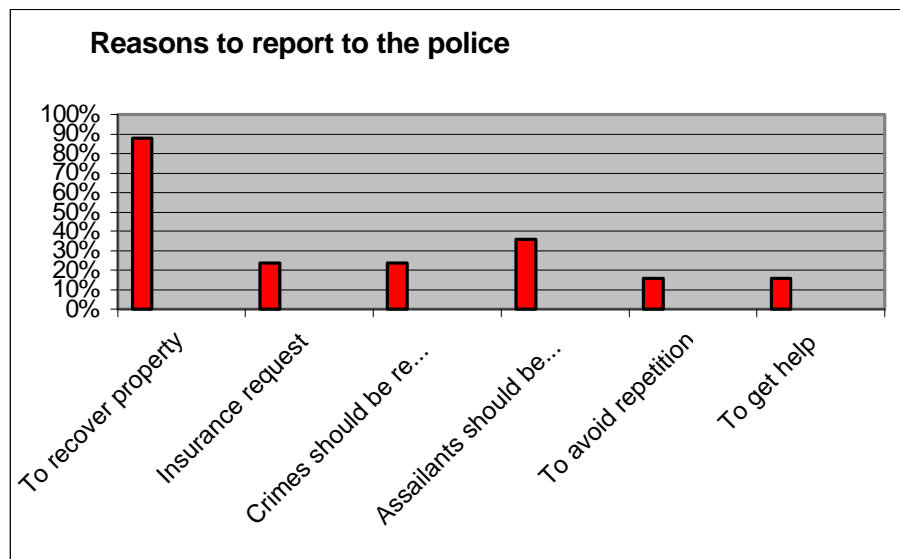


In most cases (92.9%), vehicles were robbed and not recovered. According to 65.4% of victims, cars were not recovered. Most victims (64.3%), declared have not been injured during the assault. Even though, a significant number of victims (35.7%) declared injuries.

Most victims (92.9%) reported crime to the police.



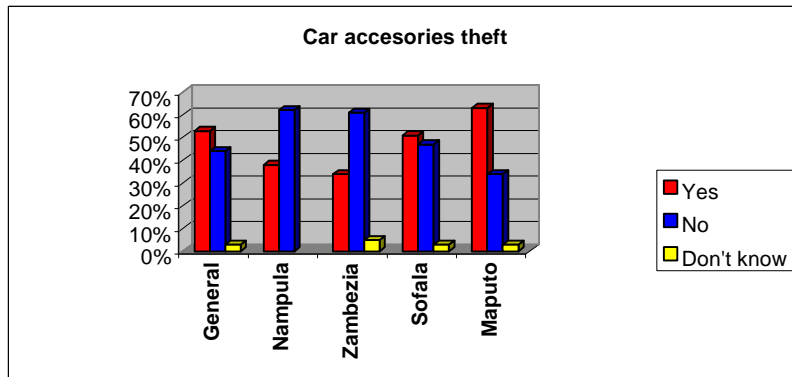
70,4% of interviewed who reported the case were not satisfied with police action. Among adduced reasons, it stands out insufficient police action (78.9%); also not recovery of the car (52.6%). Most victims (80%) did not report theft of their cars to any other institutions, either public or private. This attitude was also shared by most of interviewed (83.9%) regarding to institutions specialized in helping crime victims through information or support in practical or emotional aspects, even most of interviewed victims of car theft (60%) think that services from such an institution would have been useful.



Most of interviewed (93.3%) thought that armed car robbery is something serious or very serious. All victims considered that armed car robbery is a crime.

In most of assaults, according to 56.7% of victims, assaultants were not alone. In general, thefts were carried out by groups of three or more individuals. In many of the cases, assaultants remained unknown (86.7%). Only 6.7% of victims declared to know them by sight.

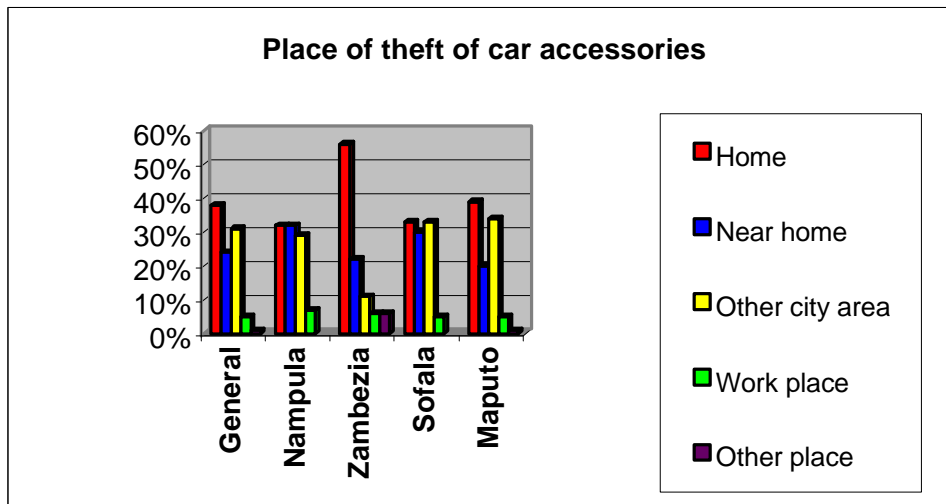
Victims of car accessories theft



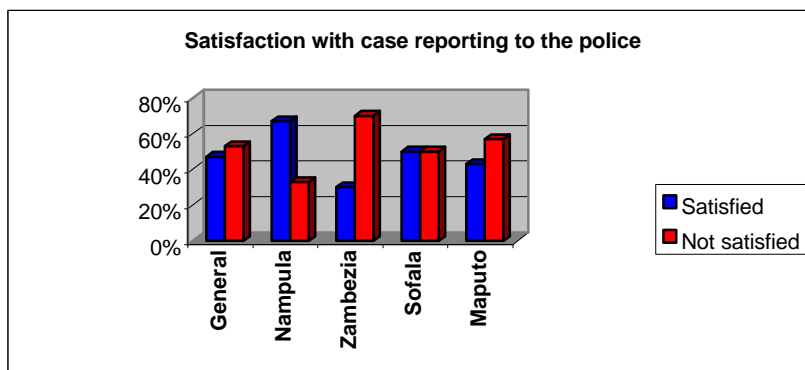
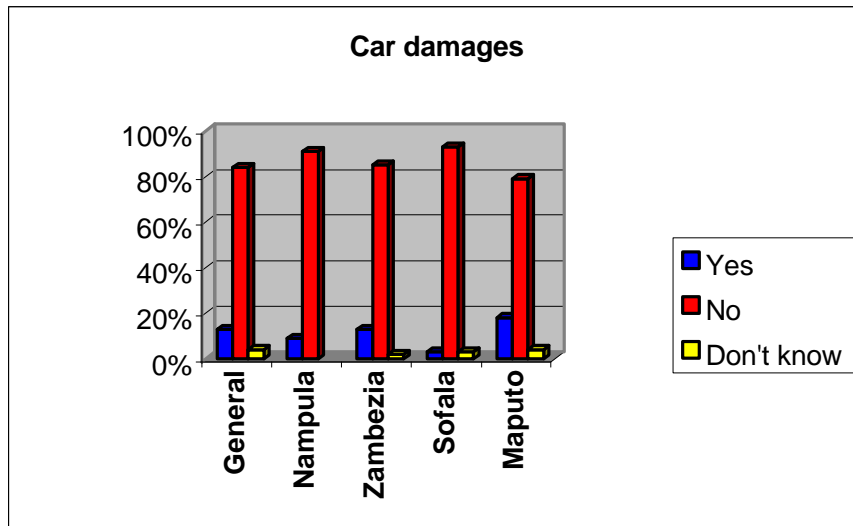
Among car owners, 53.3% were victims of car accessories theft. Higher indexes were detected in the city of Maputo, where 63.1% of car owners admitted to be victims of car accessories theft.

Most of cases happened in 2002 (42.5%), versus 30.4% in 2001 and 25.9% in 2000. There is a gradual increase in the number of cases.

Among the last year cases (2001), in most of them (81.8%) victim was robbed only once. In some cases, theft was repeated (29.9%).



Many victims (62.8%) declared that in the last year (2001), most of car accessories theft happened at home (38.3%) or near home (23.5%). Even so, 31.3% of interviewed declared have been robbed in other city areas.



Most victims (74.8%) did not report the theft to the police, being the city of Maputo the place with most cases of no reporting (85.1%). Those reporting the case to the police put the claim with the intention of recover the stolen accessories (81%). Among victims reporting accessories theft, 52.6% were not satisfied with police performance.

Most important reason for the lack of satisfaction is related to an insufficient action (62.1%).

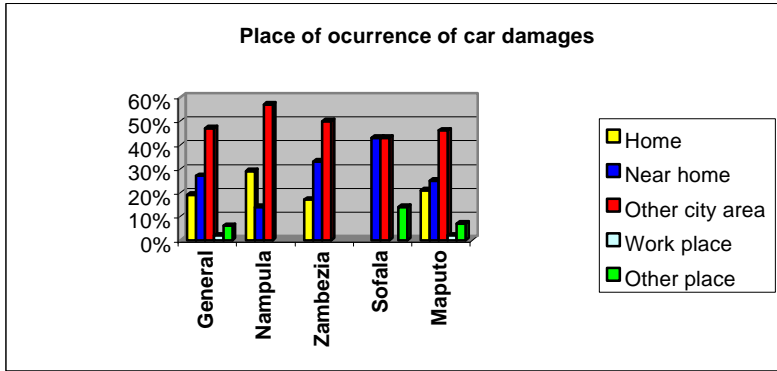
Among other reasons, most victims did not report the case to the police because police cannot do anything (46.2%), police would do nothing (33.5%), and crime was not serious enough (20.8%).

Most victims (91.7%) did not report the theft of accessories to other public or private institutions. Even so, 62% of interviewed considered car accessories theft something serious or very serious.

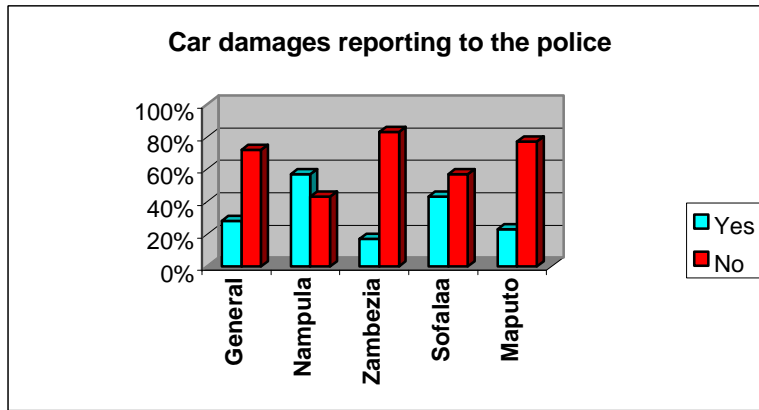
Victims of car damages

Among car owners, only a minority (13.0%) was victim of car damages, being the city of Maputo the place with higher indexes (17.6%).

Most cases happened in 2002 (47.5%).



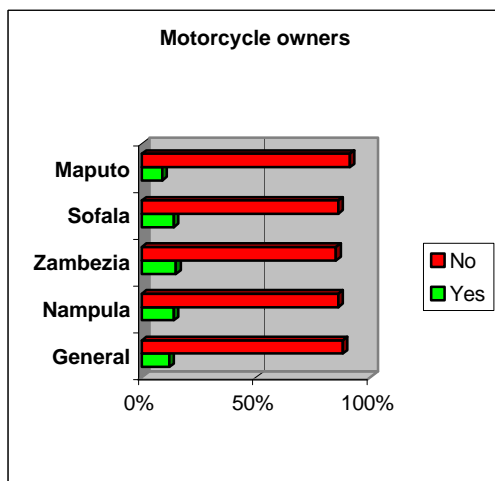
In most cases during last year (2001), these actions happened only once (58.8%).



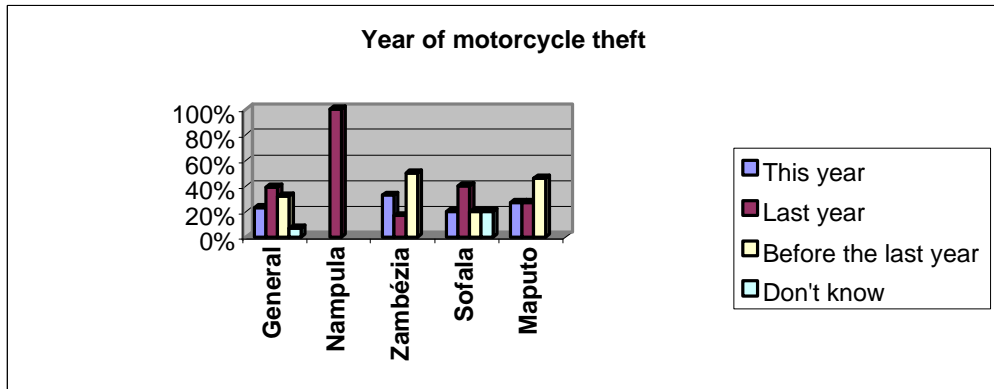
Last time victims suffered car damages most of them were at home or near home (45.4%), or in other city areas (46.9%). Most victims (71.9%) did not report the case to the police.

Most victims (59.4%), considered the fact as serious or very serious.

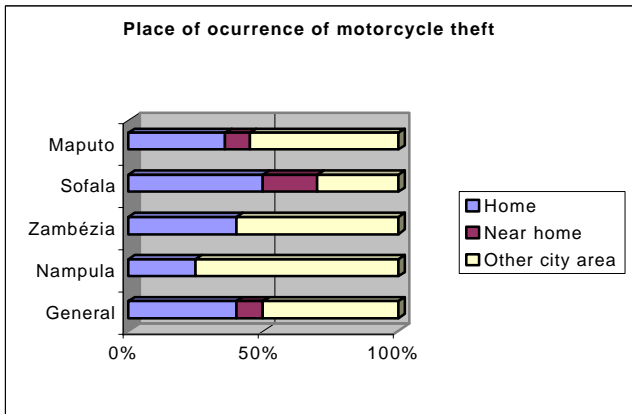
Victims of motorcycle theft



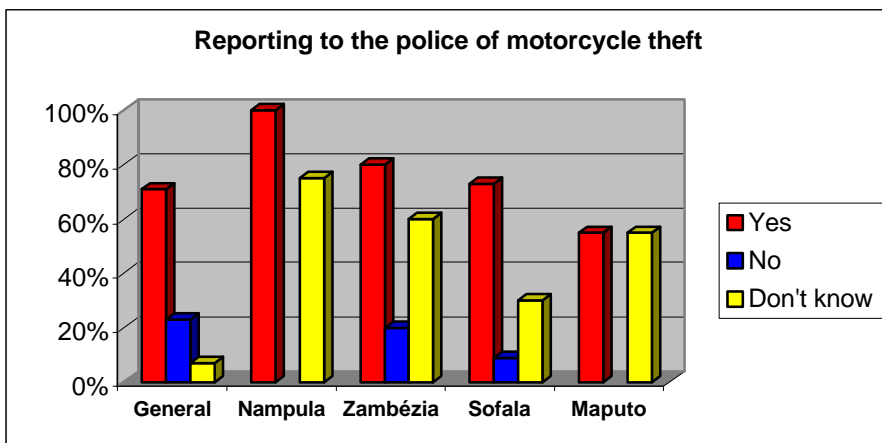
Of all interviewed, 12.4% declared to own a motorcycle. Most of them are almost equally distributed between Zambézia (14.9%), Nampula (14.2%) and Sofala (13.6%) provinces. Most of motorcycle owners (80.2%) declared to have only one.



Among motorcycle owners, 8.5% were robbed. Most cases (71%) happened the previous years, this is, 38.7% in the last year and 32.3% before the last year. Among those happened last year (2001), in every case there was only one theft case.



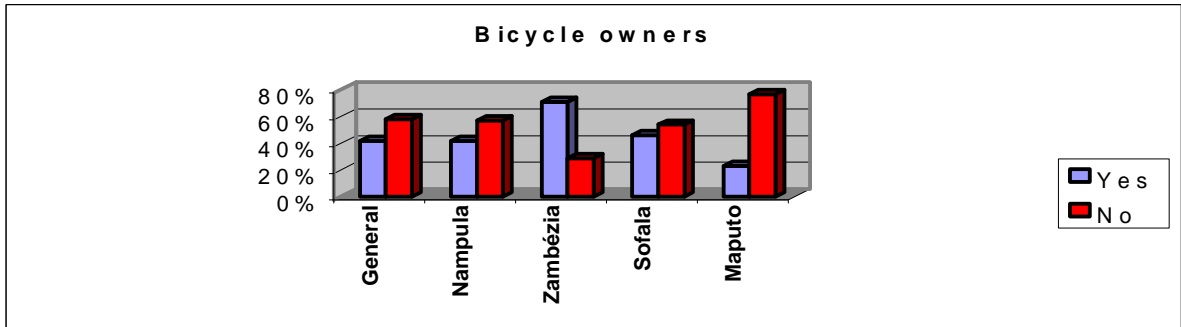
According to the survey, half of the victims declared that theft happened in other city areas. The other half was robbed at home or near home. These data allow to consider that motorcycle theft had a similar intensity close to victim's home and in other areas of the city. According to the interviewed, motorcycle theft happened only once.



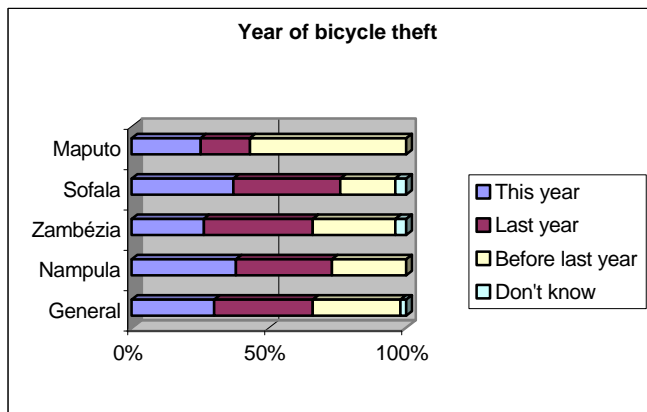
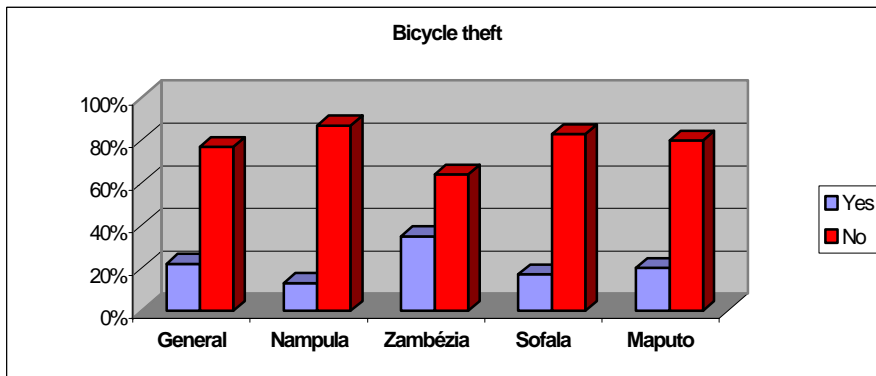
Most of motorcycle thefts (71.0%) were reported to the police.

For 93.6% of victims, theft was something serious or very serious.

Victims of bicycle theft



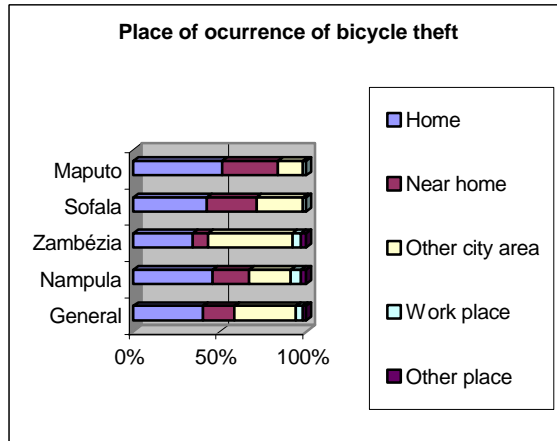
Of all interviewed, 42% declared to have a bicycle. Among them, 56.7% said to have only one, standing out a certain balance in Sofala and Nampula provinces (62.9% and 62.7% respectively). Among bicycle owners, 22.2% were robbed, particularly in Zambézia province, with 35.2%.



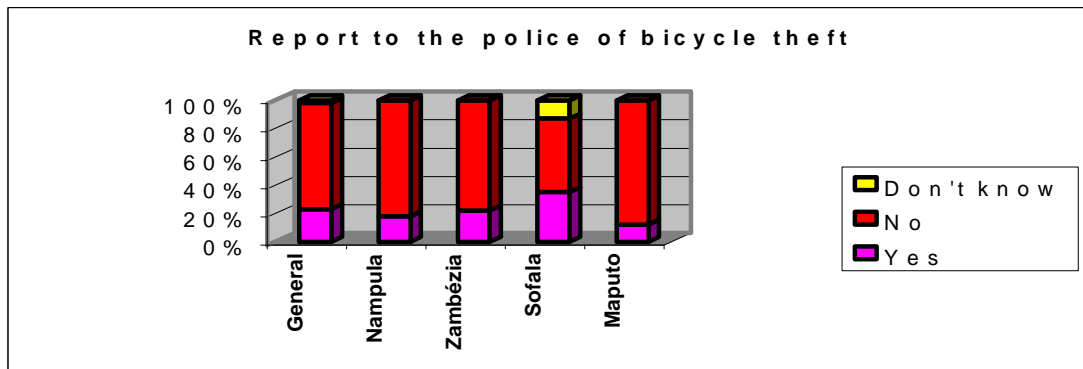
According to interviewed, bicycle theft cases were evenly distributed between this year (30.4%), with higher incidence for Nampula (38.2%), last year (35.8%), when Zambezia was above the other provinces with 40.6%, and before the last year (32.3%), with province of Maputo having the highest number of cases (56.8%).

From bicycle thefts happened last year (2001), in most of them (69.1%), theft happened only once. The higher number of cases was noted in the province of Nampula (88.2%).

According to 58.5% of interviewed, most of thefts happened at home or near home, particularly in the city of Maputo (81%). Also, 35.0% of these thefts happened in other city areas, with higher incidence in Zambézia (48.4%).

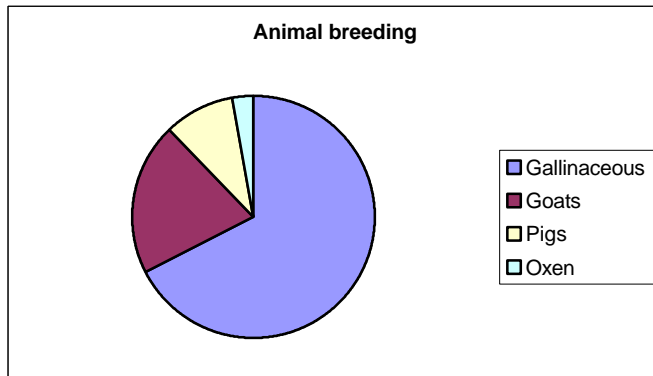


Most of interviewed (75%) declared not reported the last theft event to the police, particularly in the province of Maputo (88.1%).



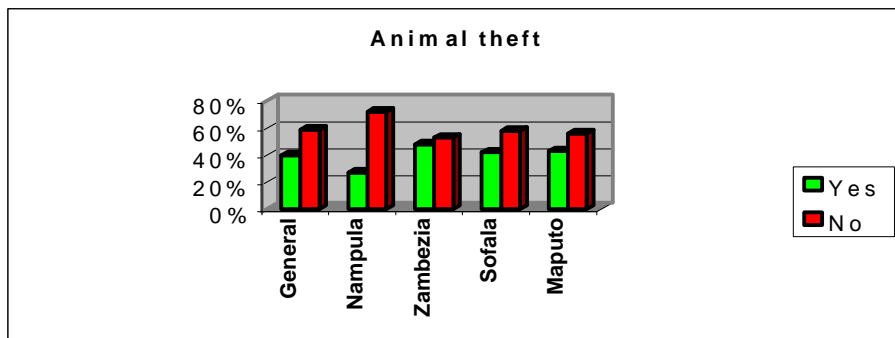
Most interviewed (83.2%) considered this incident as serious or very serious. This opinion had a higher incidence in Zambézia (91.0%).

Animal theft

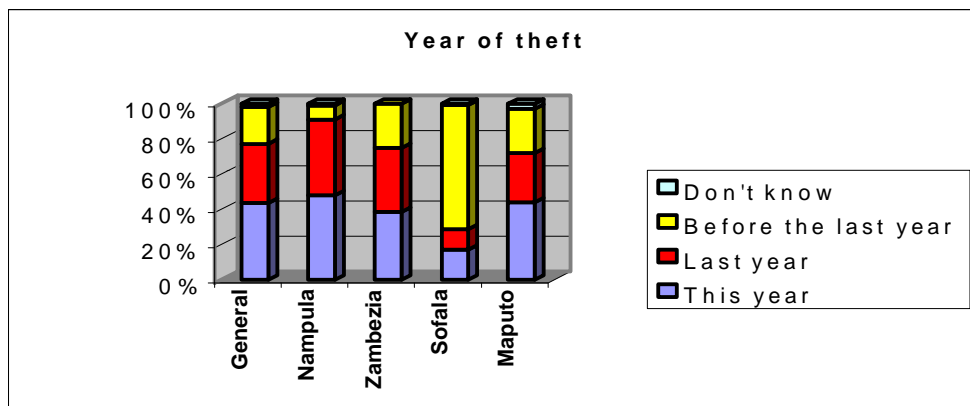


From the total of interviewed, 44.6% declared to breed animals, among them gallinaceous (50.3%), goats (14.5%), pigs (6.7%), oxen (2.0%). Zambézia province stands out in this activity, with 60.3%. Most of interviewed declared to have six or more animals.

Among animal breeders, 39.7% admitted to have been robbed.

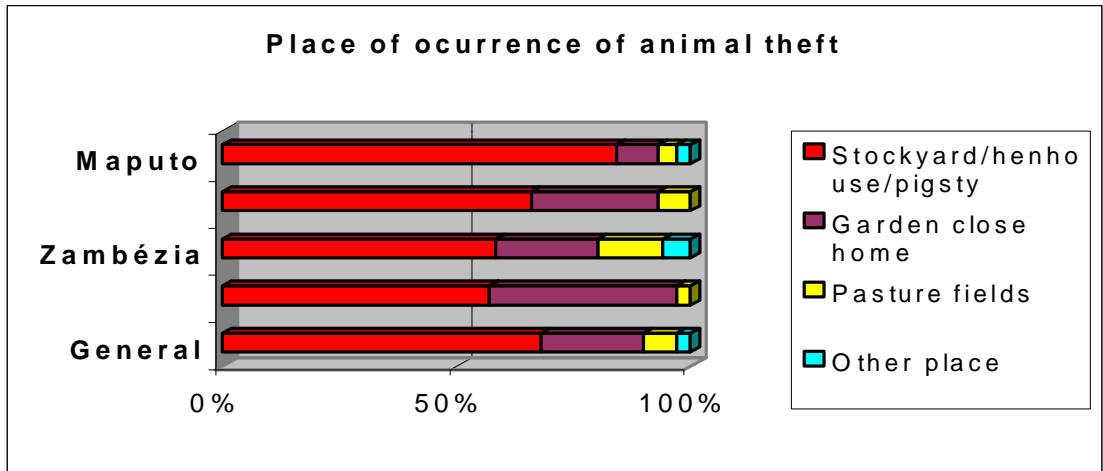


Most thefts happened this year (43.6%), versus 33.7% in the last year and 21.1% before the last year. This year (2002) more thefts were recorded in Nampula (47.6%) and Sofala (47%).

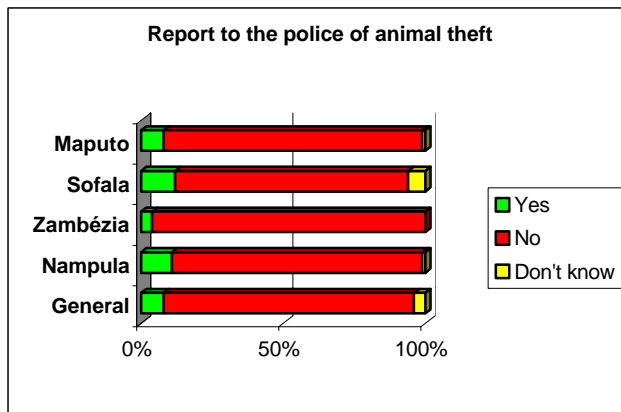


In the year of 2001, victims split between those stolen only once (33.2%) and those stolen twice (33.2%). It was noted that in Nampula most of victims were robbed twice or thrice.

Most animal thefts (90%) happened in the stockyard, henhouse, pigsty or in the garden close home.

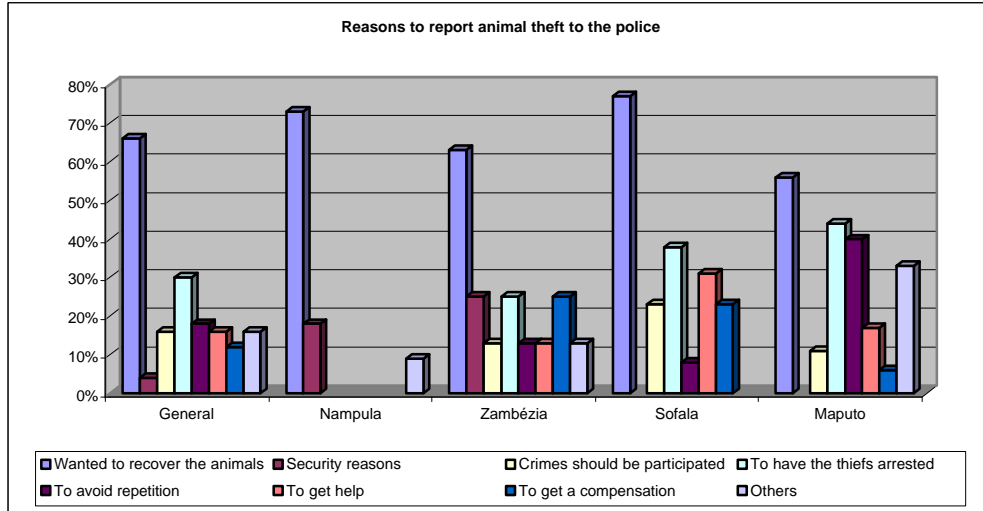


According to information from interviewed, last time they were robbed species were hen (63%), particularly in Zambézia (75.7%) and goats (18.2%), with higher incidence in Nampula (30.5%).



Most of interviewed (89.4%) did not report the incident to the police. This was more prominent in Zambézia (95.1%).

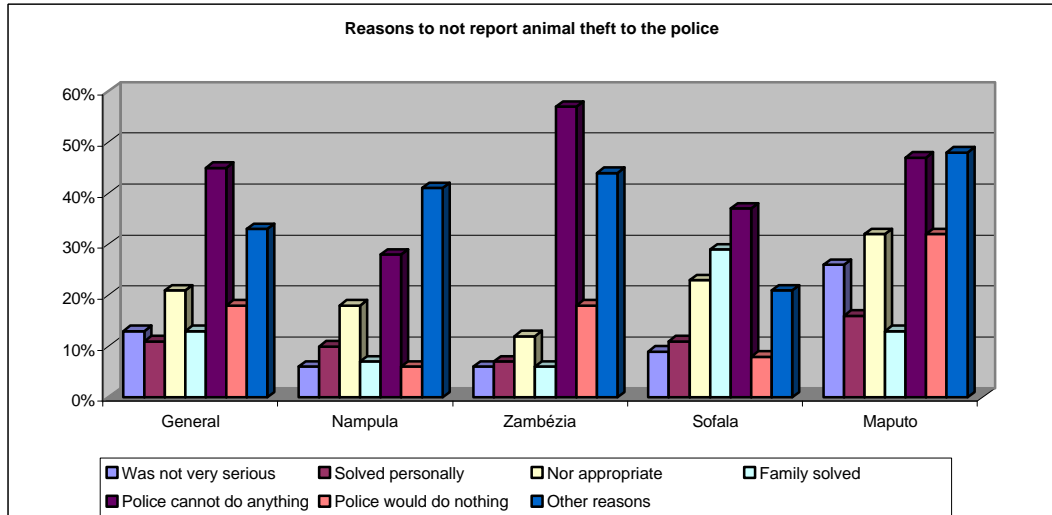
Even most victims did not report the case to the police, animal theft was considered by 72.6% of the victims as something serious or very serious.



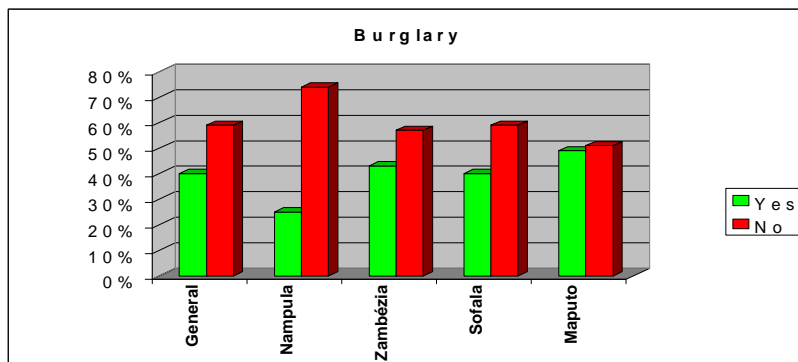
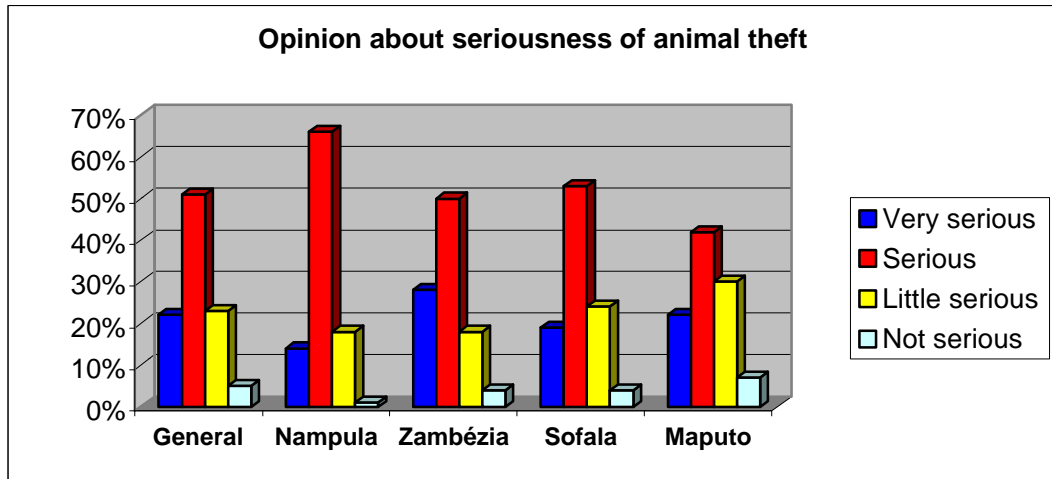
A minority of interviewed (8.4%) reported the theft to the police. Among the reasons for reporting, it should be pointed out interest in recover the animals (66%),

particularly in Sofala (76.9%), to have the thieves arrested (16.5%), with higher incidence in the province of Maputo (44.4%) and to avoid repetitions (9.9%), mainly in the city of Maputo (38.9%).

Even so, most of animal thefts were not reported to the police because police cannot do anything (45.4%), with higher incidence in Zambézia (56.8%), because police would do nothing (18.1%), opinion frequent in the city of Maputo (32.1%) and because there was inappropriate to report the case to the police (21.3%), according the most of interviewed in the province of Maputo (32.%).

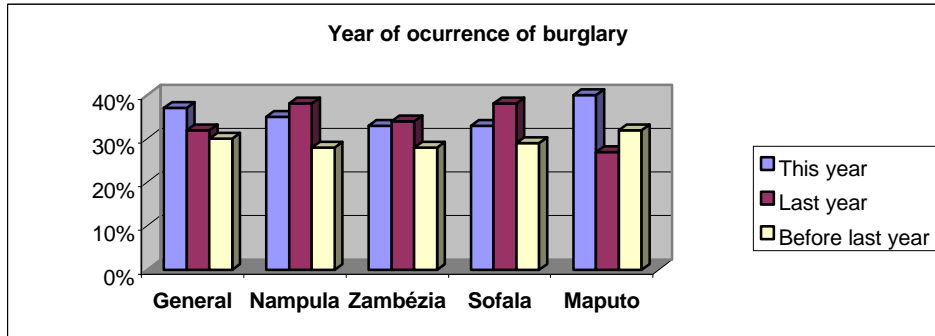


Most of interviewed (72.7%) considered animal theft an incident serious or very serious. Higher incidence of this opinion happened in Nampula (80.3%).



Victims of burglary


From the total of interviewed, 40.3% declared to have been victims of burglary, standing out the province of Maputo with 48.5%.



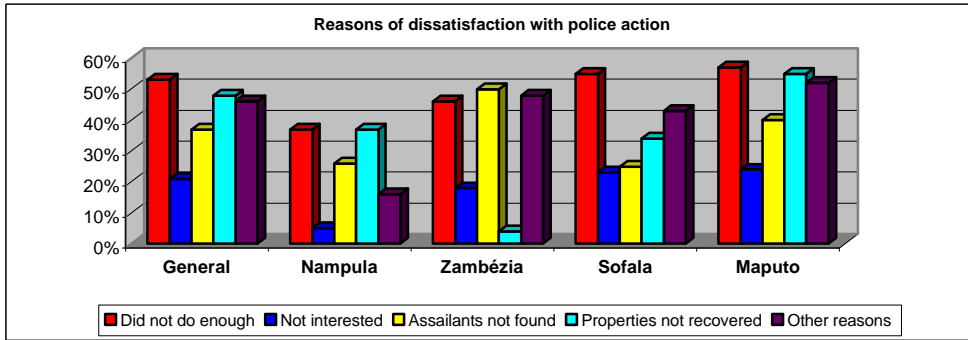
According to interviewed, highest number of burglary cases happened in 2002, with 37% of the total, mainly in the city of Maputo (39.6%). Last year happened 32.2% of total number of cases, particularly in Nampula and Sofala, with 38% and 37,6% respectively. 29.9% of the total happened before the last year.

Most victims of burglary suffered this crime only once (51.5%), even though a significant part experienced it twice, particularly in Zambézia (41.1%).

Most victims of burglary (88.5%) declared that assailants stole something. Most cases were in Sofala (93%) and Zambézia (90.5%).

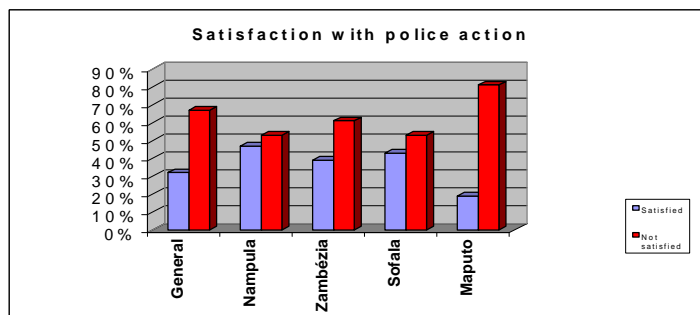
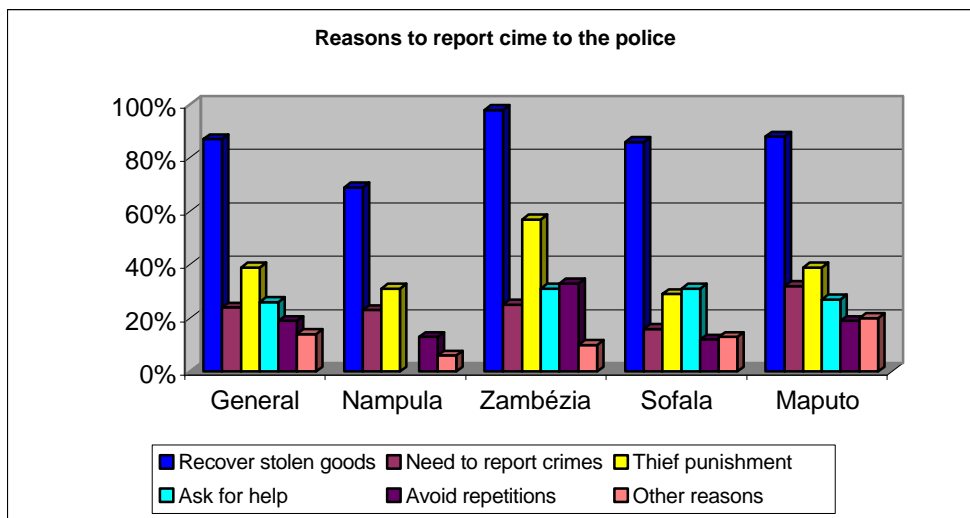


Most victims did not report burglary to the police. 73.4% of interviewed victims did not report to the police because they thought police cannot do anything (31.9%), or police would do nothing (14.1%).



Those who reported burglary to the police did it because they wanted to recover their properties (86.4%), because they wanted thieves to be arrested and punished (38.5%), because they wanted to get help (25.9%) and because in their opinion crimes should be reported (24.1%).

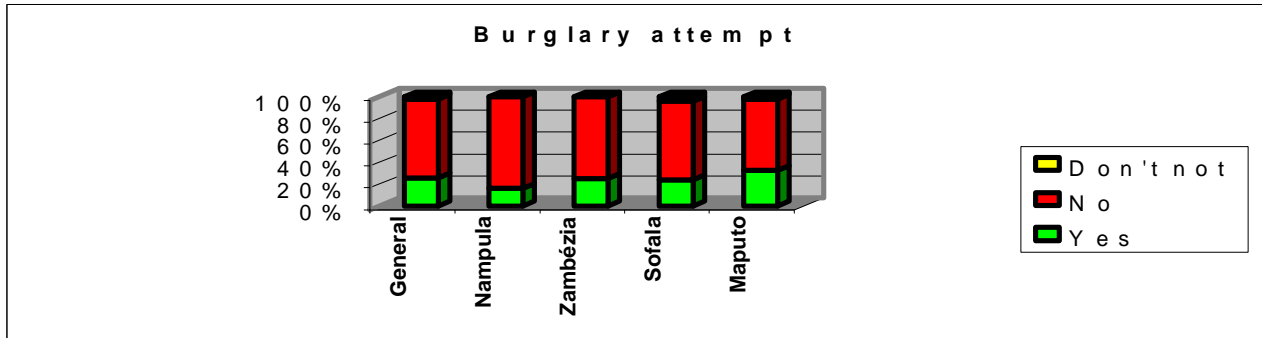
Most victims (67%) did not were satisfied with police action. This opinion was



particularly relevant in the city of Maputo (81.1%).

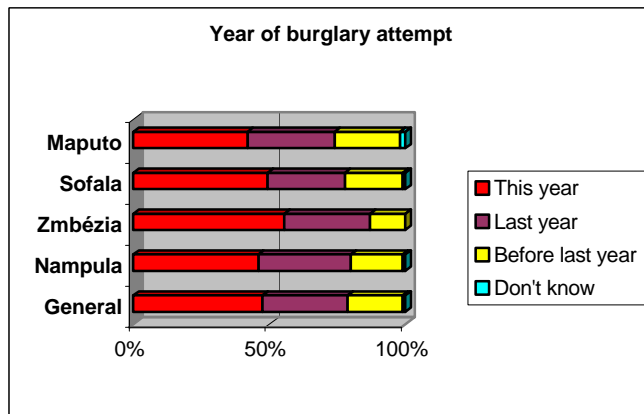
Most victims (86.5%) did not have contacts with institutions specialized to help crime victims after the burglary happened. Even so, 61.5% declared that such services would have been useful.

Victims of burglary attempt



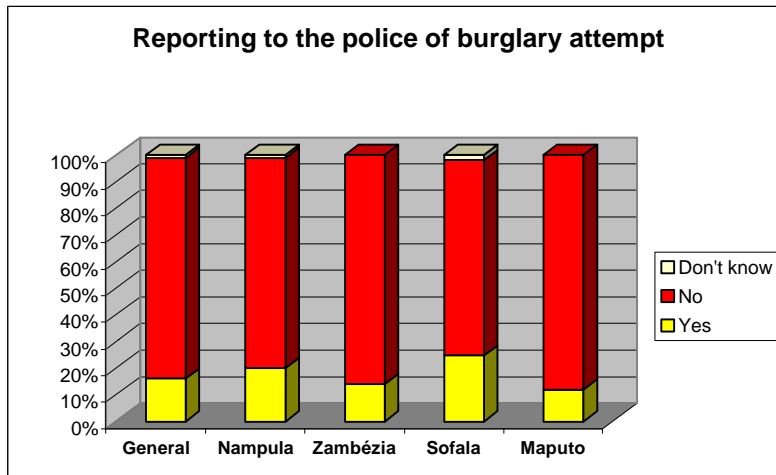
From all interviewed, 25.6% declared to have been victims of burglary attempt. Most cases happened in the city of Maputo com 32.8%.

Most cases of burglary attempt happened this year (47%), particularly in Zambézia, with 55.6%. Last year were recorded 31.2% of cases, with higher



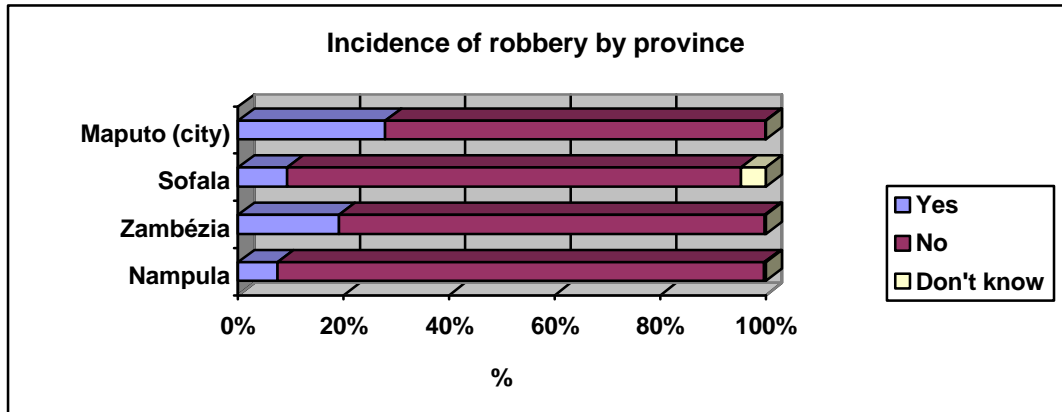
incidence in Nampula (33.7%). Before last year, incidence was 20.5%, with the higher number in the city of Maputo (24.2%).

Most victims (54.8%) suffered the attempt only once. However, a significant number experienced the problem twice, particularly in Sofala (33.8%).



Most interviewed (82.9%) did not report the case to the police; however, 46.7% of interviewed considered the burglary attempt as something serious.

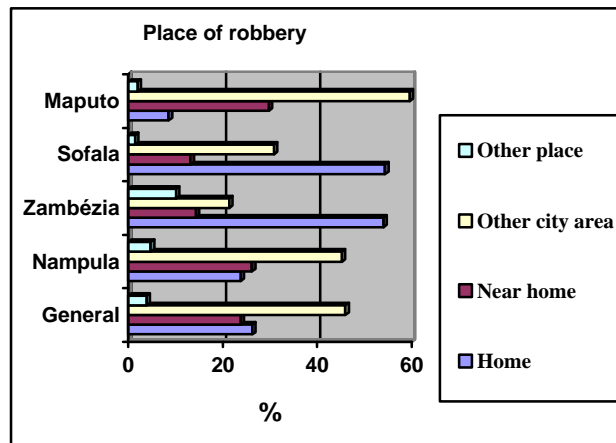
Victims of robbery



Interviewed declaring to have been victims of robbery represented 17.0% of all interviewed. According to the survey, the higher incidence of robbery is detected in the city of Maputo (27.9%) and in Zambézia (19.1%).

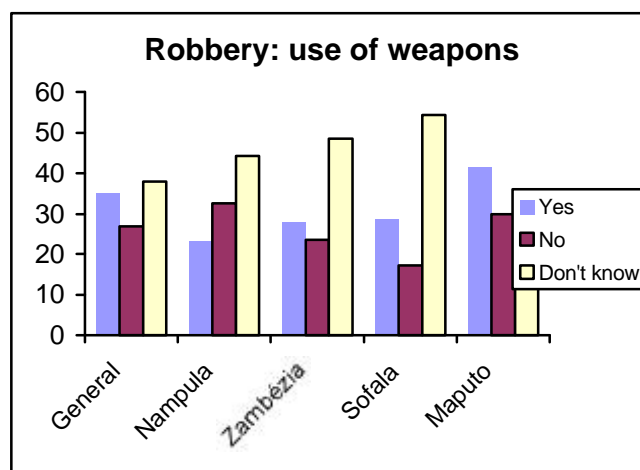
According to interviewed, robbery cases happened this year (41.6%), last year (30.9%) and before last year (26.1%), which indicates a gradual increase in the number of robberies since two years ago. The same trend is obvious in all the provinces (Nampula, Zambézia and Sofala) and the city of Maputo. Among those that happened last year (2001), most of them (60.4%) were robbed only once. In 25.7% of cases, theft happened twice.

Almost half of interviewed declaring to have been victims of robbery indicated

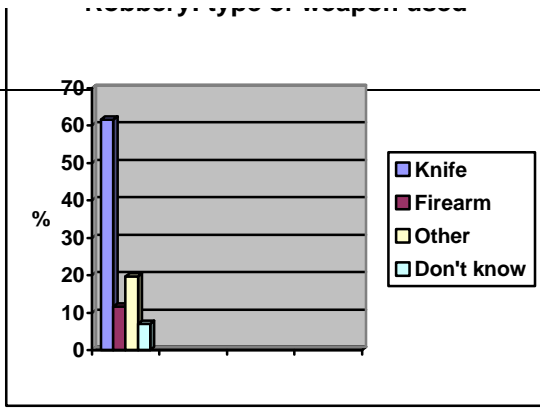


that crime happened at home or near home (49.1%), versus 46.0% of victims far from home, this is, in other city area. However, in Zambézia and Sofala, most of interviewed declared to have been robbed at home, while in Nampula and the city of Maputo most interviewed declared that crime happened in other city area.

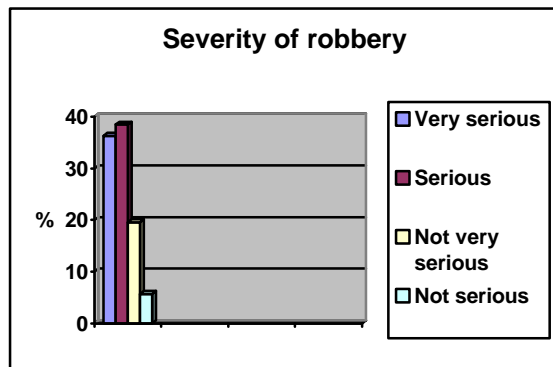
According to interviewed victims, in most cases (59.9%), thieves acted in a group of two or more. A significant percentage of interviewed (27.4%) did not know to clarify the composition of the group. For most victims (66.9%), thieves were not known. At province level the trend was the same. Usually, thieves act in groups of two or more and victims do not know them. In Zambezia, the percentage of knowledge was higher, and 25.8% of victims admitted to know thieves by sight or by name, versus 13.6% in Nampula, 9.9% in Sofala and 16.4% in the city of Maputo.



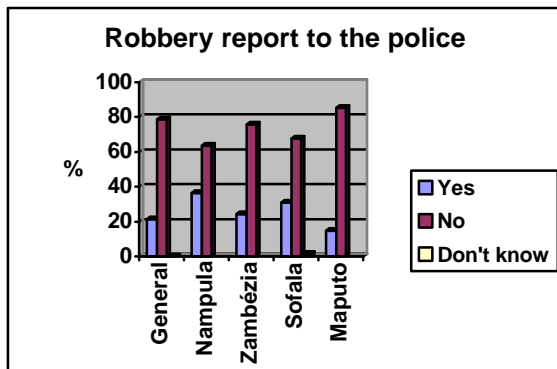
Most victims (35.0%) declared that assailants used a weapon, particularly a knife (61.6%), however a majority of victims (38.0%) did not know if it was used or not. Maputo is the place where the use of weapons is more extended, as 41.5% of victims declared, versus 23.3% in Nampula, 28.6% in Sofala and 27.8% in Zambézia.



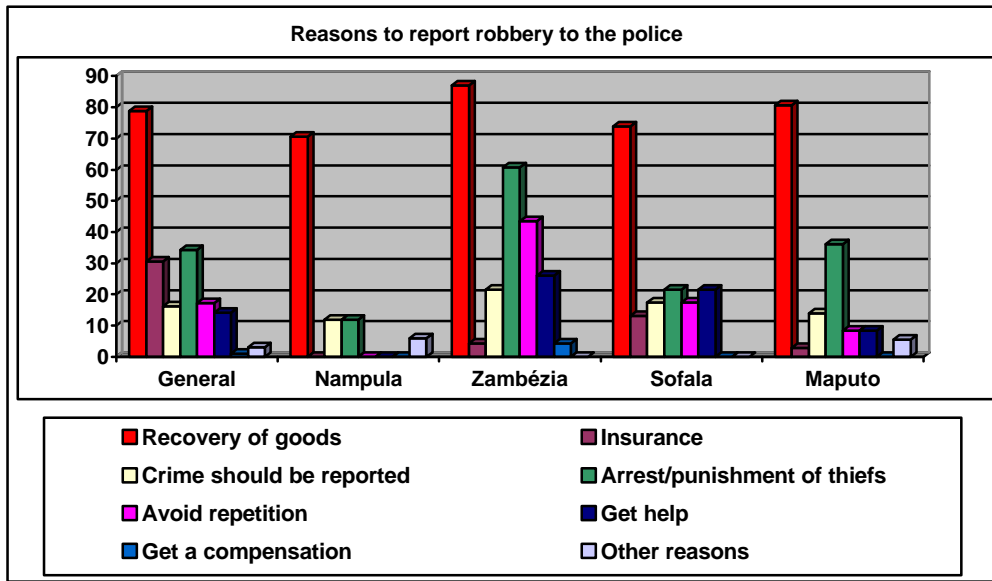
Besides the knife, assailants used firearms and others, as bars, irons, chains and glass bottles. Firearm most frequently used was pistol/revolver (48.4%) or AKM (22.6%). Among the cases where a weapon appeared, in almost a half (48.3%) the weapon was effectively used. In this question, results by province, excepting Maputo, are not very relevant because the case number is very reduced.



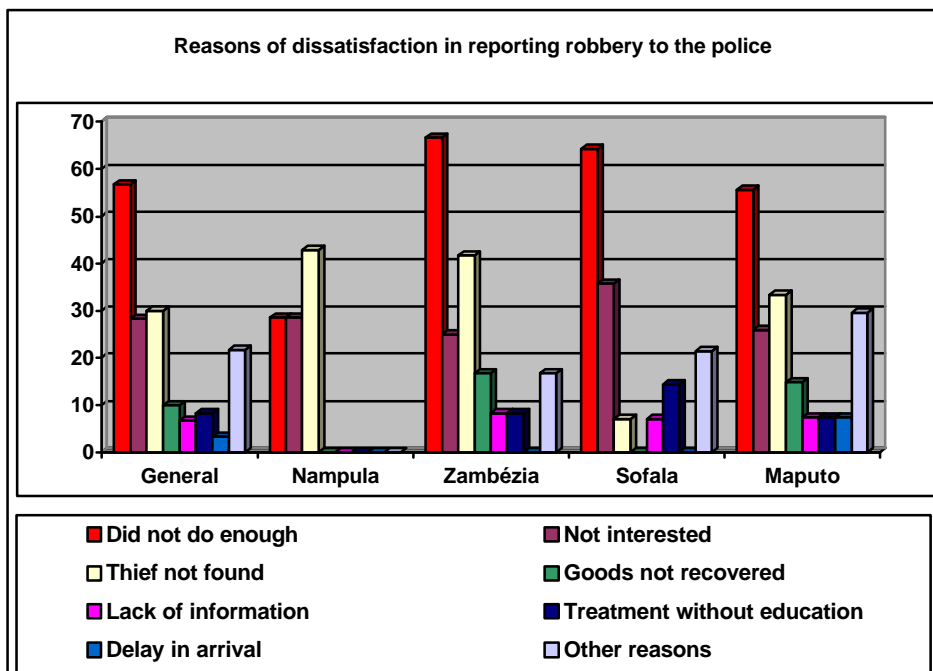
Many interviewed recognized that something was stolen from them, or that



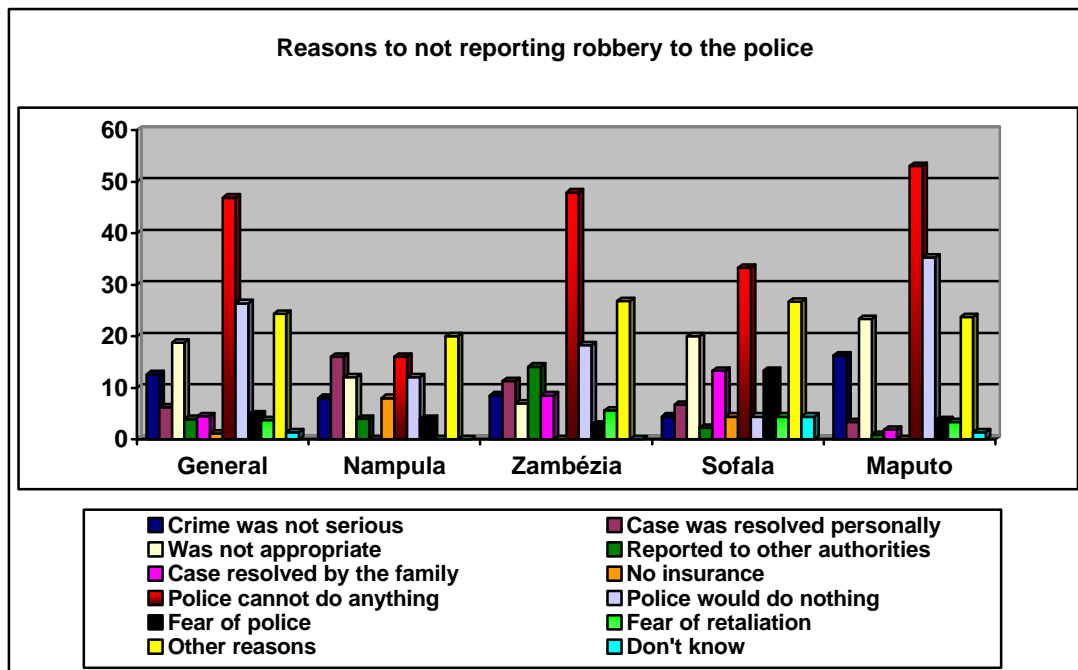
robbery was something serious or very serious (74.8%). Even so, many of them did not report the robbery to the police (78.4%). By provinces, the lower index of robbery reporting is in Maputo, where only 15.0% of victims reported the case to the police. The higher reporting index was in Nampula (36.4%). Among those reporting the case to the police, reasons to do it were: recovery of goods (46.4%), arrest and punishment of thieves (20.2%), avoid repetition (10.1%).



Even so, many of those reporting were not satisfied with police action (62.0%), mainly because they thought police did not do enough (34.3%), did not found the thief (18.2%), was not interested (17.2%), or other reasons (13.1%), as to ask for bribe. In Zambézia and Sofala dissatisfaction because a insufficient police action was comparatively higher, while in Nampula dissatisfaction was because the police did not find the thieves. Opinion that police would do nothing, by negligence, was also significant in all provinces.



Those that did not report the case to the police gave the following reasons: police cannot do anything (30.1%) or would do nothing (17.2%), was not appropriate (12.1%). In the city of Maputo, the main reasons leading the interviewed to not report the robbery were the feeling that police cannot do anything or would do nothing, reporting was not appropriate or the case was not very serious. In Zambézia, interviewed also highlighted the feeling that police cannot do anything or would do nothing, that the case was not very serious, as well as personal or family resolution of the case and reporting to other authorities. In Sofala was remarkable the index of fear to the police.

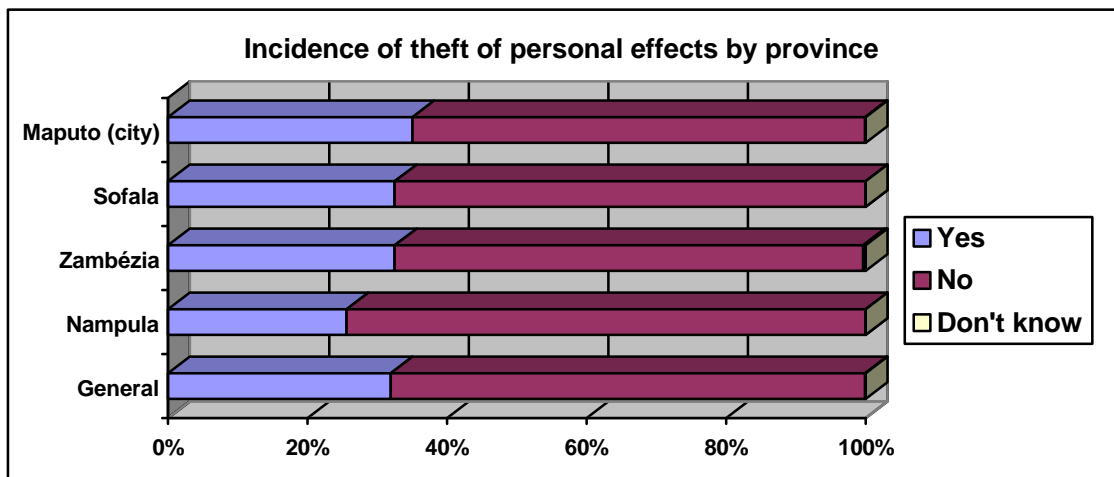
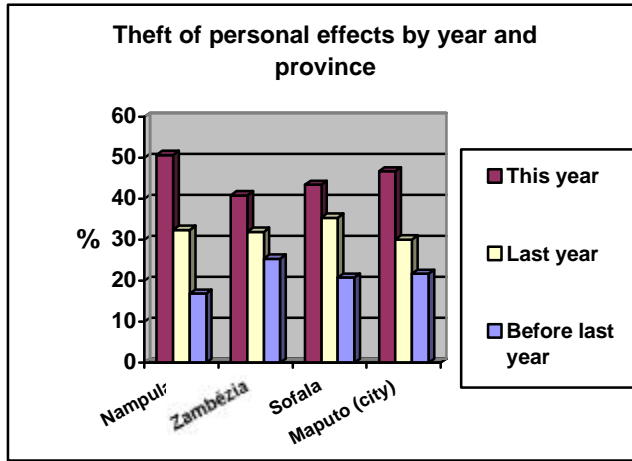


Only a few interviewed admitted to have reported the robbery to a public or private institution. Only 4.9% of interviewed victims of robbery declared having done this, which means that police in the institution of choice to report robbery cases, when this is done. Trend to not contact other public or private institutions in more pronounced in the city of Maputo, where only 2.4% declared to have done this. This conclusion is reinforced because only 5.5% of interviewed victims of robbery contacted a specialized institution, although the majority of interviewed (63.8%) thought that such an institution would be useful. In this situation, it was noticed that the city of Maputo is a special case, as many of the victims of robbery did not appeal to specialized institutions. Only 0.4% of victims recognized to have done this.

Lack of resort to other institutions proves the not reporting of many robbery cases, which cannot be explained by the absence of an adequate police structure. City of Maputo represents a symptomatic case. Even maintaining a relatively wide network of police stations and support institutions, Maputo is the place with a lower

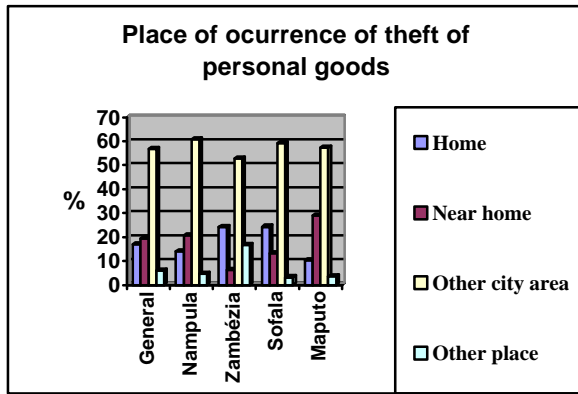
index of reporting, either to the police or to other institutions. Examining the reasons leading the interviewed to report to the police and the reasons for dissatisfaction, it seems to exist no confidence in police efficiency.

Victims of theft of personal effects



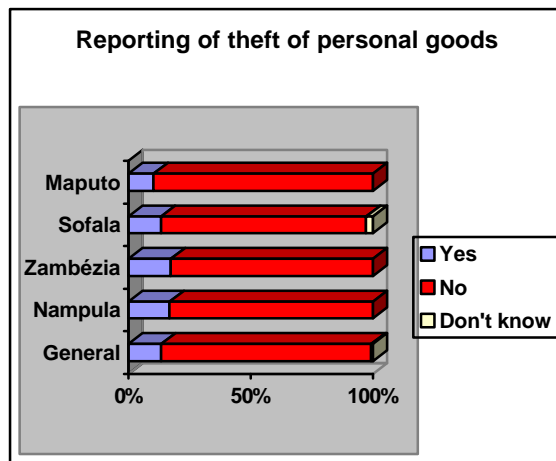
From the total of interviewed, 31.9% declared to have suffered theft of personal goods, such as money, valets, briefcases, clothes, cell phones, earrings, necklaces or rings. In all provinces, excepting Nampula, incidence is similar, ranking from 32.5% to 35.0%. In Nampula, only 25.6% declared to have suffered theft of personal goods. Most cases happened this year (45.8%), versus 31.8% last year and 21.3% before the last year.

Same trend is verified in the provinces of Nampula, Zambézia and Sofala and the city of Maputo. However, in Nampula, where the incidence was comparatively lower, a higher increase in the incidence was noticed during this year (50.7%).



In most cases, theft happened only once (71.0%). In all provinces, the higher index of cases happened this year.

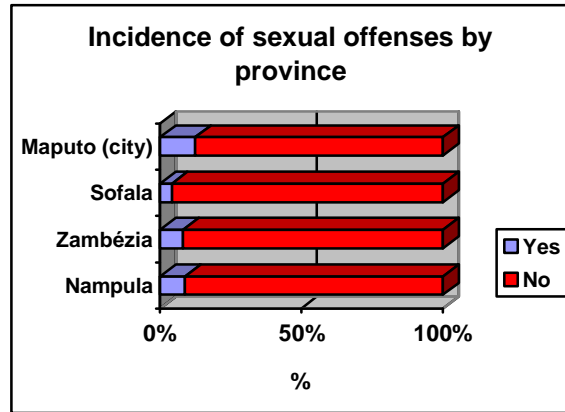
Most victims (57.3%) declared that crime happened in other city area (far from home), even a significant percentage declared to have been robbed at home or



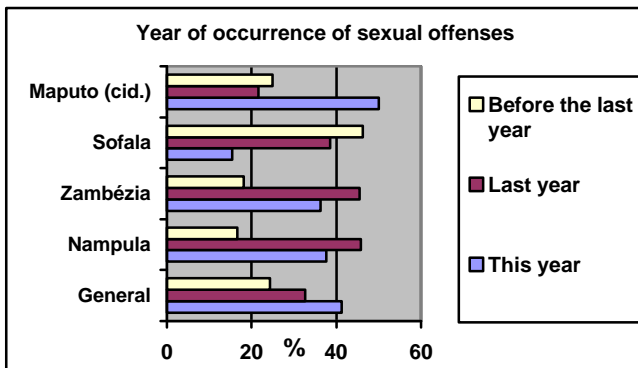
near home (37.6%).

In most cases, interviewed was in possession of the stolen good (82.1%), but theft was not reported to the police (85.9%), even a majority considered the incident as serious or very serious (69.5%).

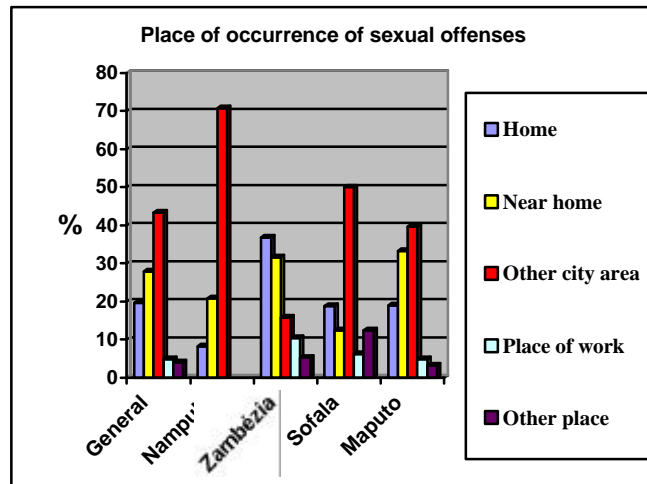
Sexual offenses



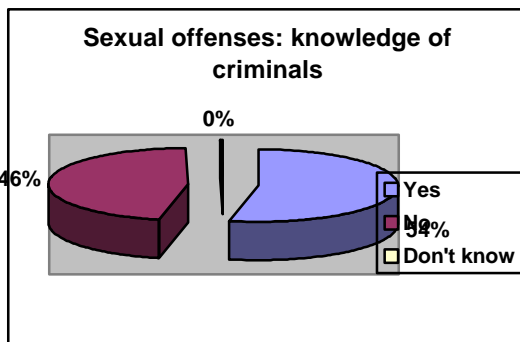
From the total of interviewed, only 4.3% declared to have been victim of sexual offenses (questions in this section were addressed exclusively to female respondents). The higher incidence of sexual offenses is reported in Maputo, where 12.5% of interviewed declared to have been victims of this type of crime, versus 4.2% of interviewed in Sofala, where the lower index was reported.



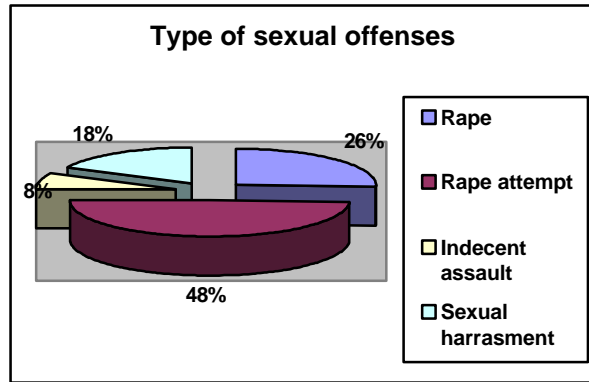
Cases of sexual offenses happened this year (41.2%), last year (32.8%) and before the last year (24.4%). These data reveal a gradual worsening of this type of crime at a global level. Even so, provinces studied present different trends. In Maputo is noticed a marked increase during this year, compared with previous years, this is, 50.0% this year, 21.7% last year and 25.0% before the last year. On the other hand, Sofala presents a clear decrease from year to year. In Zambézia and Nampula, trend is to decrease, after a marked increase from before the last year to the last year. Among sexual offenses happened last year (2001), most cases (65.6%) happened only once. In 26.7% of cases, offense happened twice. The city of Maputo, even the majority of cases happened only once, is different from the other provinces considered, as a remarkable percentage (36.0%) of victims declared that the offense happened twice.



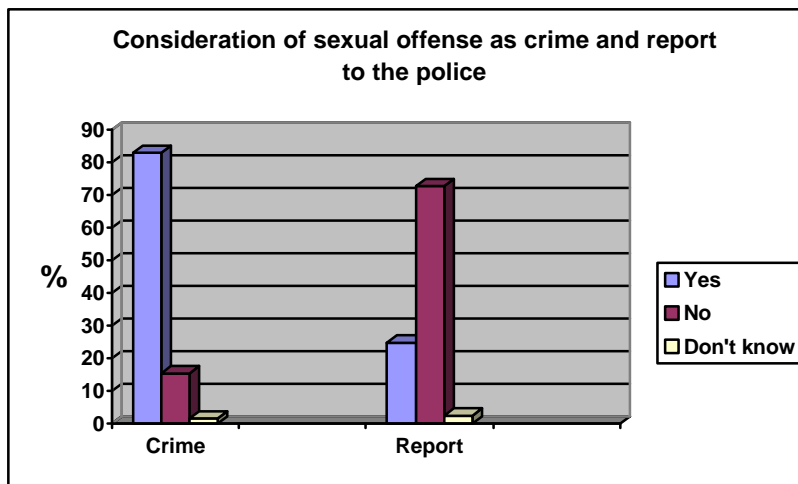
Most interviewed declared that sexual offense happened in other city area (far from home) (43.4%), even significant percentages declared that the crime happened at home (19.7%) or near home (27.9%). In Zambézia, distribution is different, as the majority of offenses happened at home or near home (68.4%). In the majority of cases, criminal acted alone (61.7%), even in some cases interviewed declared that offense was committed by a group of two (20.8%) or three or more (14.2%) individuals.



Most interviewed (52.4%) knew the criminal, either by name (31.7%) or by sight (21.7%). Criminal could be, among others, (ex-)husband, (ex-)partner, (ex-)boyfriend, relative, close friend or workmate. According to the data, in the majority

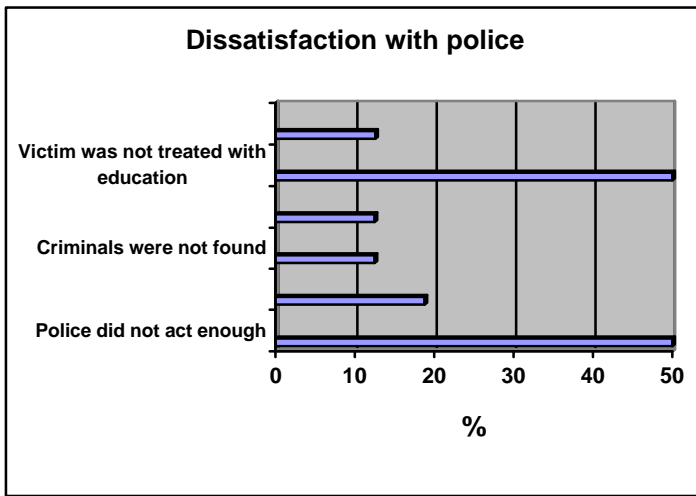
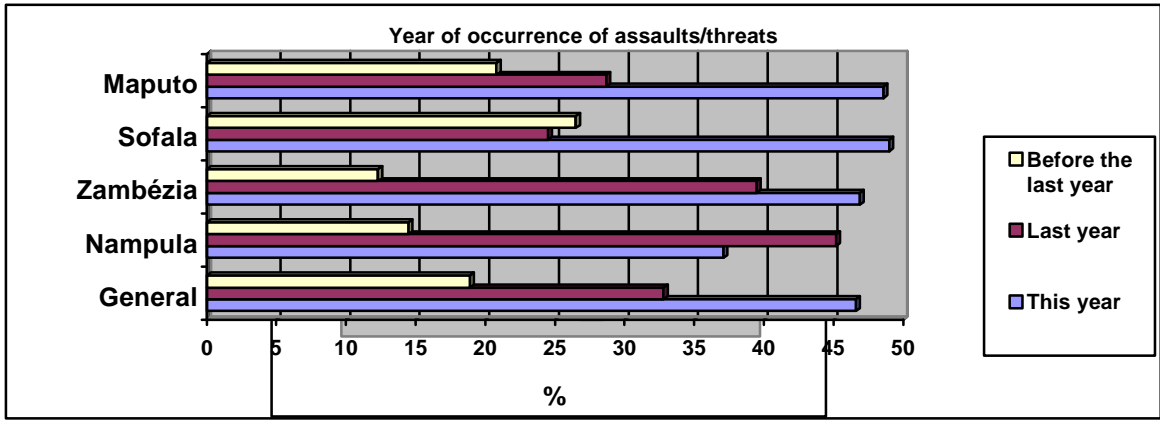


of cases (68.0%), sexual offense was committed without using a weapon. Only 23.0% of interviewed declared that criminal used a weapon, preferably a knife or gun/revolver. In the cases of use of firearm, 42.9% of interviewed declared that the weapon was effectively used, versus

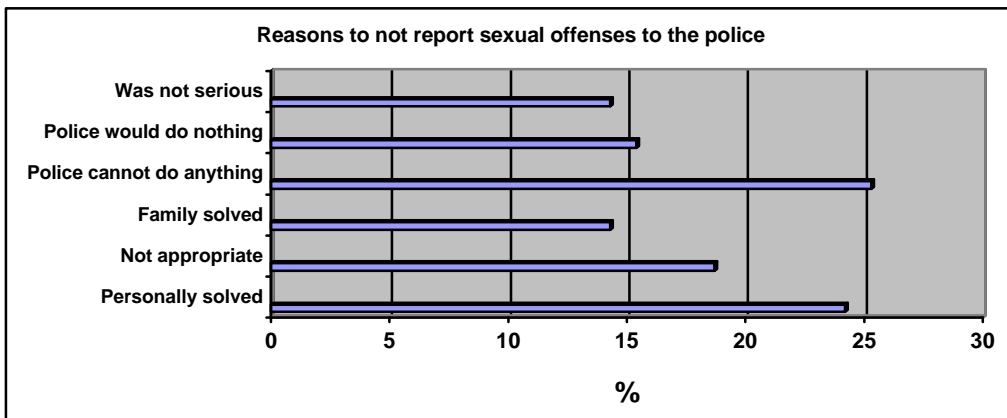


57.1% that declared the opposite. Sexual offenses, including rape (25.8%), rape attempt (49.2%), were considered serious or very serious by the majority of victims (70.3%). For most victims (82.9%), sexual offenses are a crime.

Even so, only 24.8% of victims reported the offense to the police, mainly because they thought that criminals should be arrested (28.6%), to avoid repetitions (25.0%), because crimes should be reported (17.9%) or to get help (16.1%). Most victims who reported the case to the police were satisfied (52.9%).



Victims not satisfied (47.1%), gave the following reasons: police did not act enough (50.0%), were treated without education (50.0%), police was not interested (18.8%).

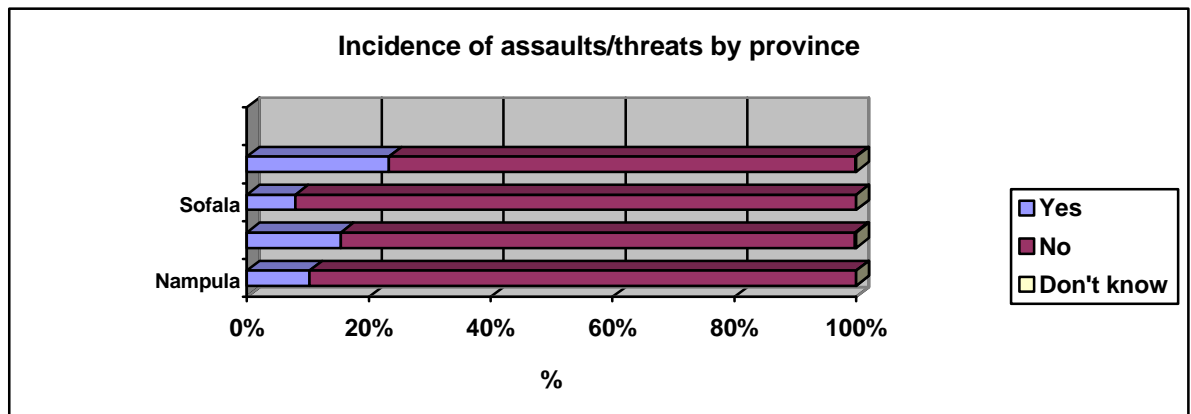


Victims who did not reported sexual offense to the police pointed out the following reasons: police cannot do anything (25.3%) or would do nothing (15.4%), case solved personally (24.2%), or was not appropriate (18.7%).

Sexual offenses are not reported frequently to other institutions. Only 6.7% and 8.2% of victims, respectively, reported or contacted another public or private institution (guards, lawyers, security companies) or an institution specialized in practical matters of emotional support. However, most victims (56.4%) thought that contact with such an institution would be useful.

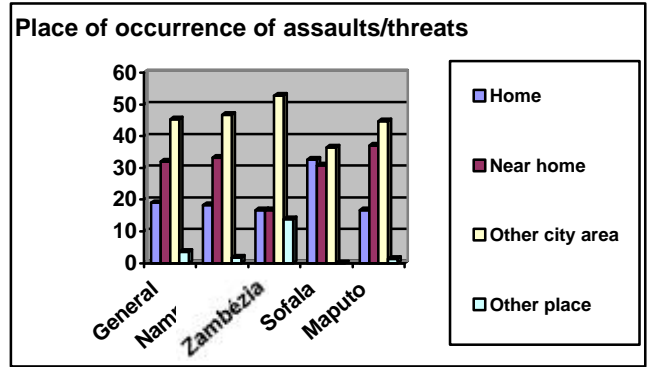
Victims of assault/threats

From the total of interviewed, only 15.3% declared to have been victims of



assault or threats. According to the survey, the higher incidence of assaults/threats is noted in the city of Maputo (23.3%), with a value well above the national average, and in Zambézia (15.4%). The lower incidence of assault/threats happens in Sofala (8.0%) and Nampula (10.3%).

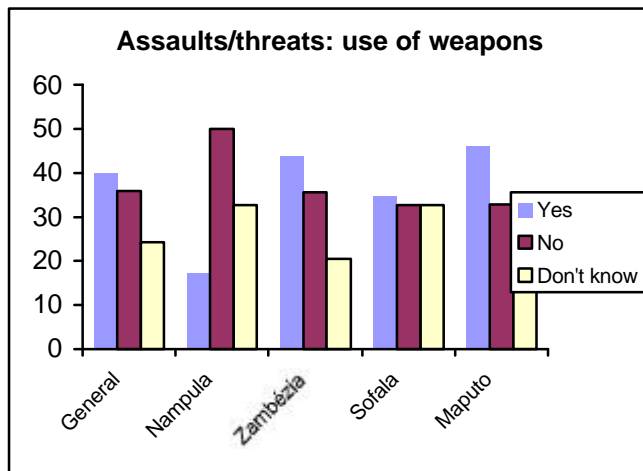
Most cases happened this year (46.6%), versus 32.9% last year and 18.8% before the last year. In general, these types of crime tend to increase from year to year. At provincial level, the annual increase is particularly marked in Maputo (city) and Zambézia. In Sofala, there is a remarkable increase only this year. In Nampula, trend is to reduction, after a big increase in the last year. Most victims suffered only one incident (63.0%).



In most cases, the assault/threats happened in other city area (45.3%), even 32.4% of victims declared that crime happened near home or at home (18.9%). In Sofala, trend of occurrence of assaults/threats is comparatively higher (32.7%).

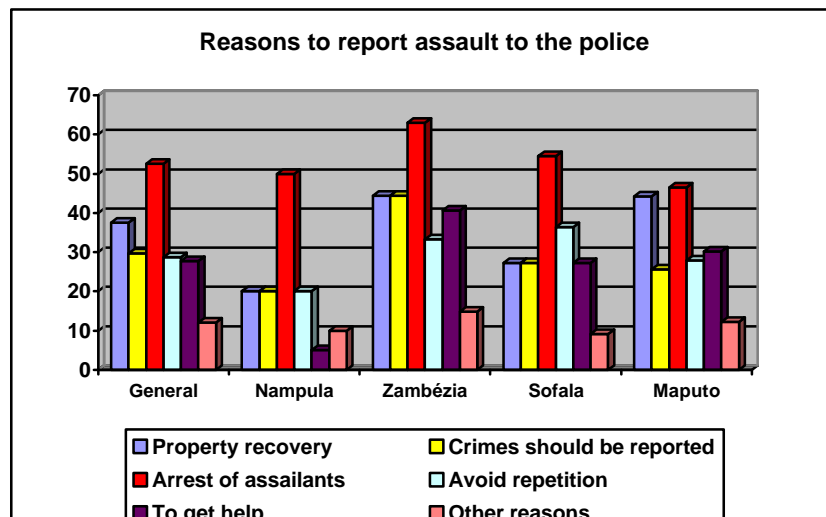
In many cases, assailants acted in groups of two or more individuals (67.3%). Often, assaults are carried out by unknown people. Most victims did not know the assailants (68.0%). Types of assault were divided between simple threat (48.6%) and use of violence (49.1%).

Many victims (almost 40.0%) declared that assailants had weapons, mostly knives (60.1% of cases); however, in Nampula was verified that most cases were

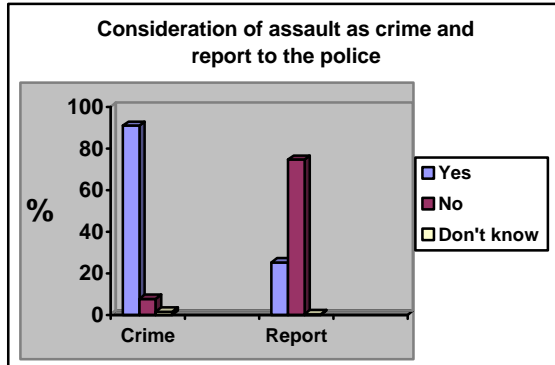


carried out without using weapons.

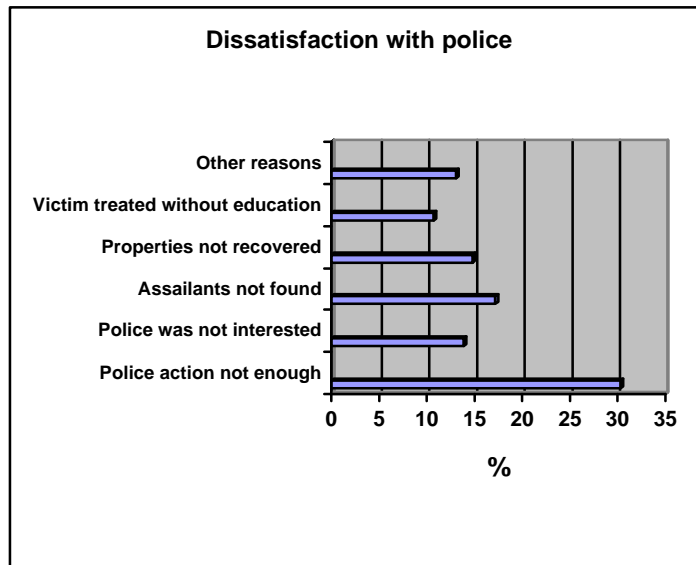
Some interviewed declared that assailants had firearms (17.8%), mainly guns (75.9%). In 42.4% of cases, weapon was used. In most cases, interviewed were not



injured and when that happened, 43.6% were attended at the hospital.

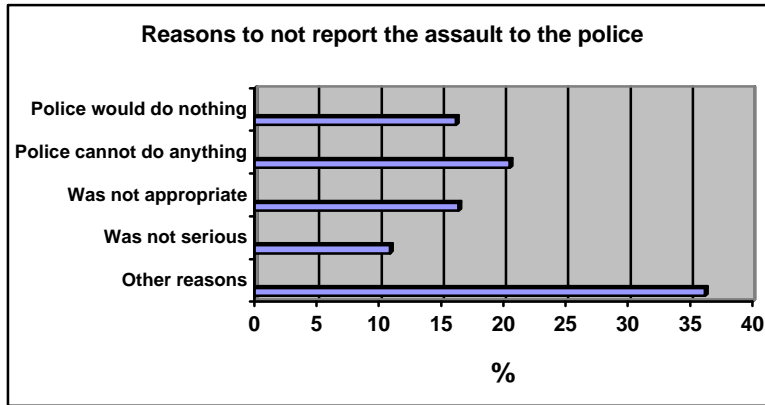


Although most interviewed considered assault/threat as something serious or very serious (76.3%), or thought that they are a crime (90.9%), most cases (74.6%) were not reported to the police. Only 25.3% of interviewed reported the assault/threat to the police, because they thought the assailants should be arrested (52.5%), they want to recover their properties (37.6%), they considered that crimes should be reported to the police (29.7%), they want to avoid repetitions (28.7%) or they wanted to get help (27.7%). In Sofala (20.8%) and in the city of Maputo (20.2%) is where the lower indexes of reporting are detected.

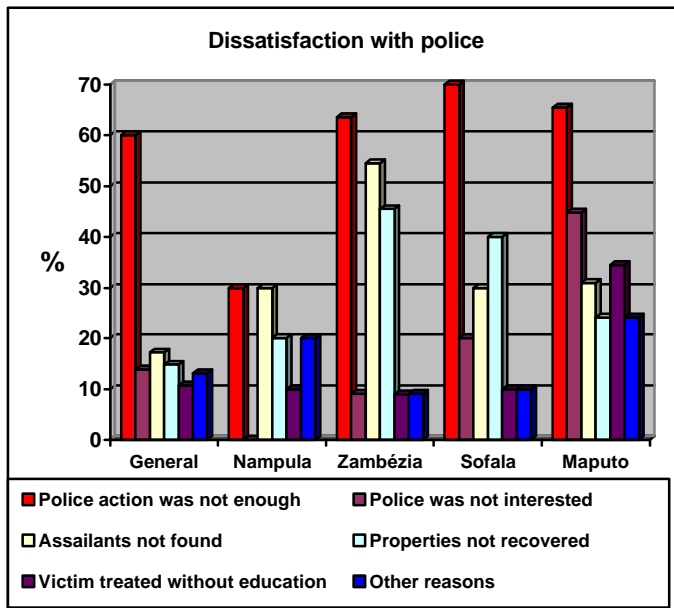


Most of those who reported the assault to the police were not satisfied with police action.

Only 38.6% of those who reported the case to the police were satisfied with police treatment. Reasons for dissatisfaction were police action was not enough (30.3%), assailants not found (17.2%), properties not recovered (14.8%), police was not interested (13.9%) and treatment without education (10.7%).



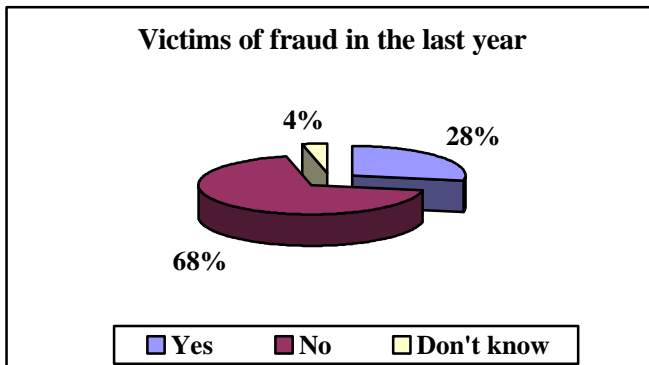
Interviewed not reporting the assault to the police declared, among others,



that police cannot do anything (20.5%) or would do nothing (16.2%), or was not appropriate (16.4%).

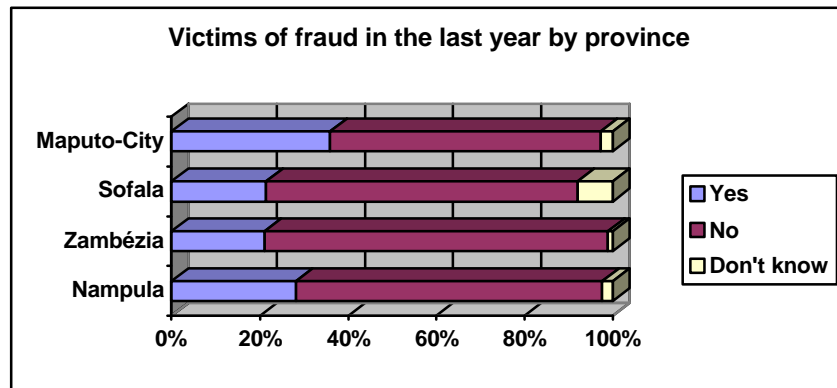
Only a minority of interviewed appealed to other institutions to report the assault. Among victims of assault, only 4.5% of interviewed reported the case to other public or private institution, such as security companies or guards. Also, only 6.0% contacted an institution specialized to help victims of crime, although the majority thought that such a contact would have been useful (62.2%).

Fraud to consumer



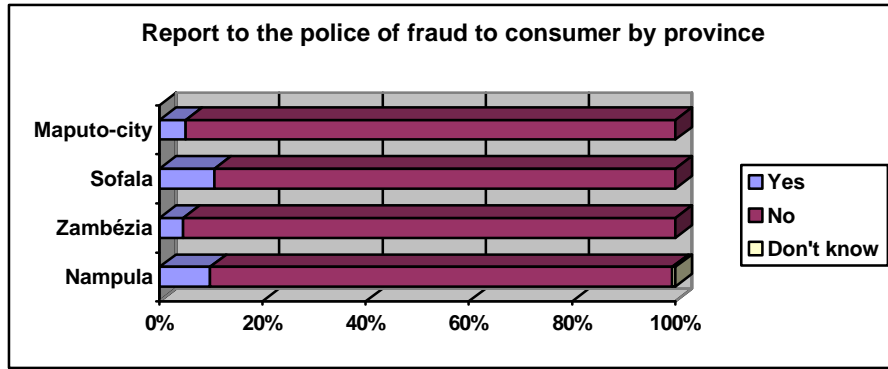
Most interviewed (68.4%) declared have not been victims of fraud to consumer in the last year. However, a significant percentage affirmed the opposite (27.9%).

Fraud suffered by many interviewed accepting to have been victims (43.5%), was related to a shop. Most interviewed did not report the fraud to the police (92.2%) neither to other public or private institution (95.1%).

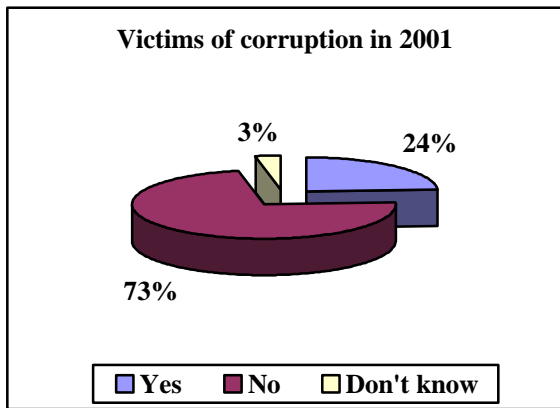


Concerning the experience of interviewed on fraud to consumer, same general trend was detected at province level. Although, it is worth to mention that in the city of Maputo, the percentage of interviewed declaring to have been victims of fraud (35.9%) is higher than in the other three provinces (Nampula, 28.1%; Zambézia, 21.0%; and Sofala, 21.4%). This can be explained because the city of Maputo is the place where most business and deals happen. Most frequent fraud type in all provinces is the same as a general level, the shop, affecting to more than a half of victims interviewed in Nampula (57.8%) and near a half in Sofala (49.7%).

Also, as verified at a general level, only few interviewed reported fraud to the police in each province. Even so, in Sofala and Nampula, percentages of reporting were significant (10.7% and 9.8%, respectively) compared to those observed in Zambézia (4.6%) and the city of Maputo (5.1%).

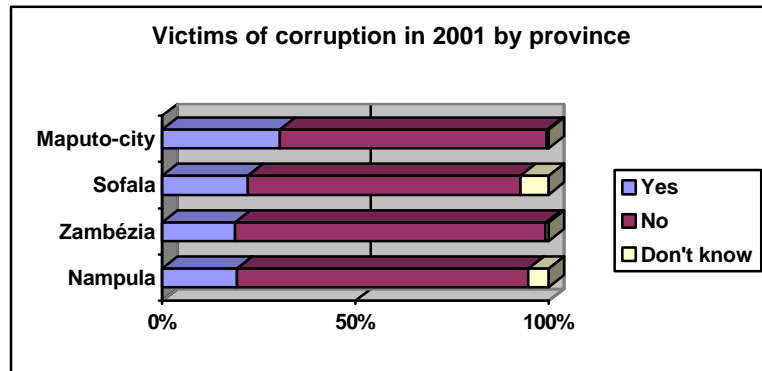


Corruption

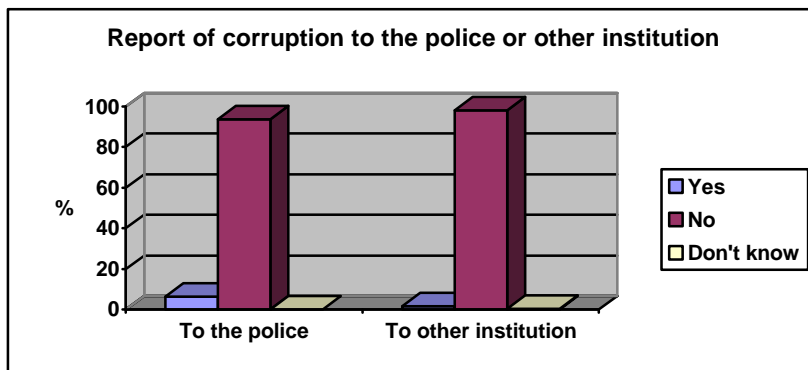
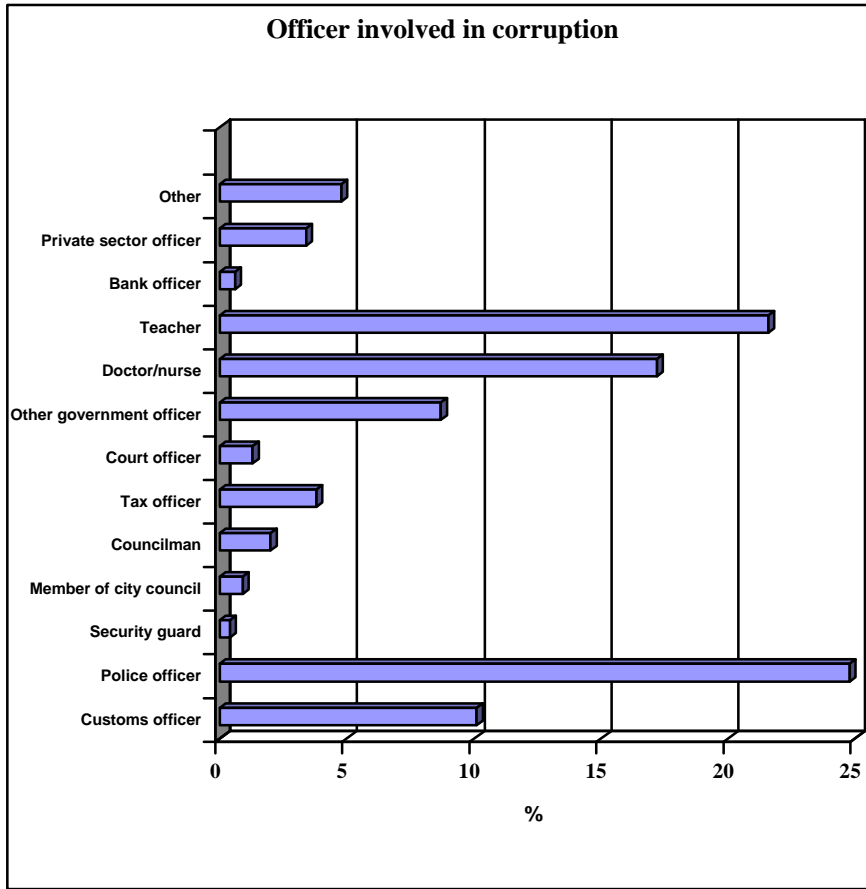


Most interviewed (72.9%) declared have not been victims of corruption actions from public or government officers in 2001. Even so, a significant percentage affirmed the opposite (24.0%).

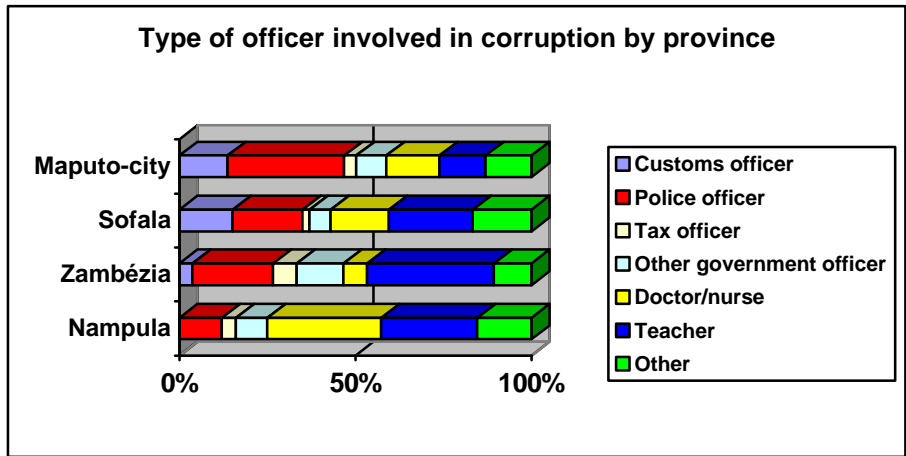
The same trend is observed in each province. However, the city of Maputo should be highlighted, because the percentage of interviewed declaring to have been



victims of corruption (30.5%) is slightly higher to that recorded in the other three provinces (Nampula, 19.4%; Zambézia, 18.9%; e Sofala, 22.2%).

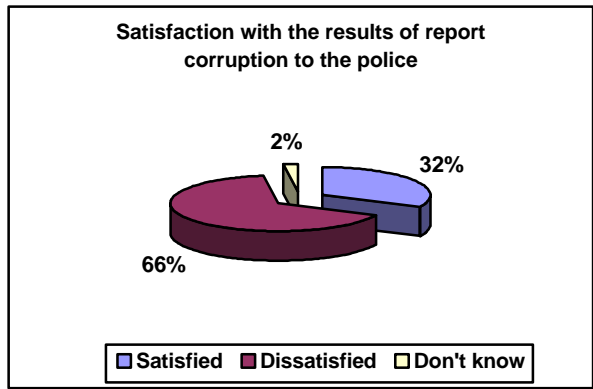


From interviewed victims of corruption, there were very different answers on the kind of public or government officer involved. However, the most frequent answers pointed to police officers, teachers and doctor/nurse (24.6%, 20.9% and 17.0% of interviewed, respectively).

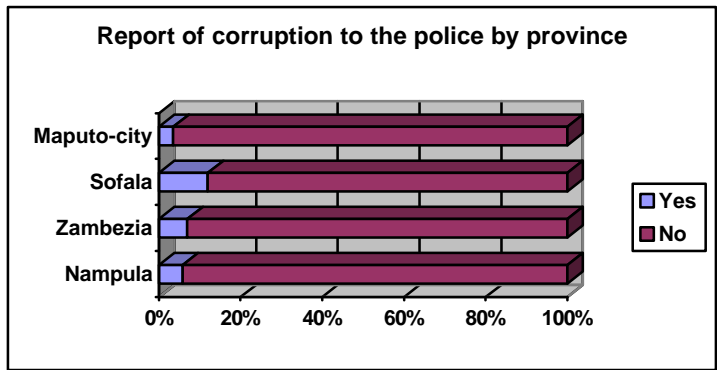


Most interviewed did not report the corruption event, nor to the police (93.6%) neither to other institution (97.9%).

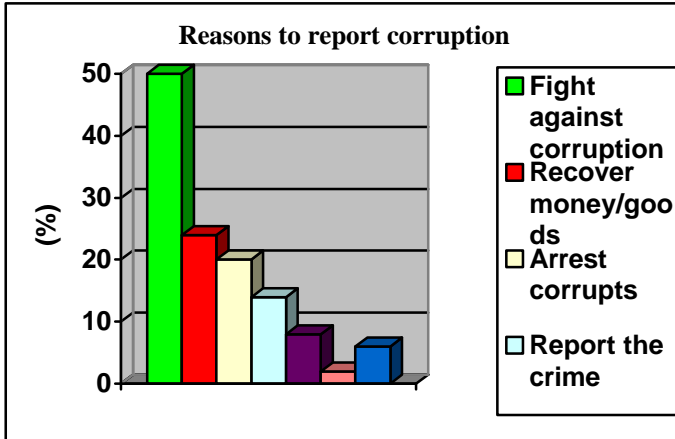
The analysis at provincial level on the type of officer involved in corruption points out the same types of officer than in the general context, but with different sequences. Nampula, where category “Doctor/nurse” is replaced by “Other government officer”, is the



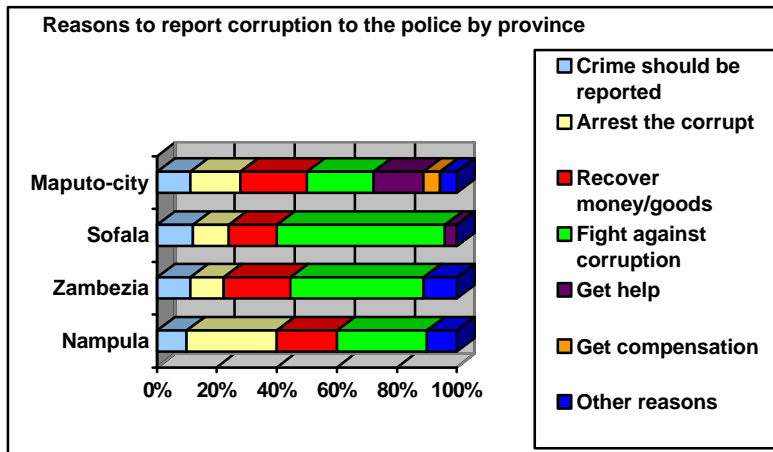
exception.

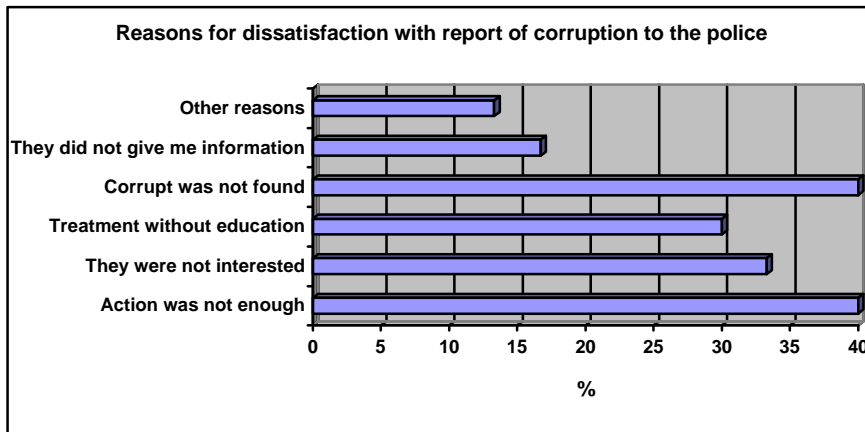


As observed in the general context, also at provincial level were few interviewed who reported corruption to the police or to other institution. However, it should be noted that the percentage of those reporting the case to the police is higher in Sofala (12.0%) than in other provinces.

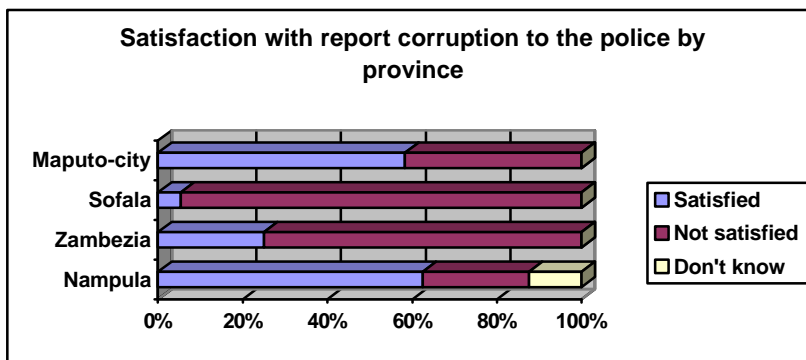


The few interviewed (6.4%) who reported corruption to the police made it mainly because (i) they thought corruption should be fought against (50.0%); (ii) they wanted to recover money or goods (24.0%); (iii) they wanted the corrupt arrested (20.0%); and (iv) they thought the crime should be reported (14.0%). However, most of them (66.0%) were not satisfied with police performance, particularly because (i) their action was not enough (40.0%) and they did not find the corrupt (40.0%); (ii) they were not interested (33,3%); and (iii) they treated the victim without education (30.0%).





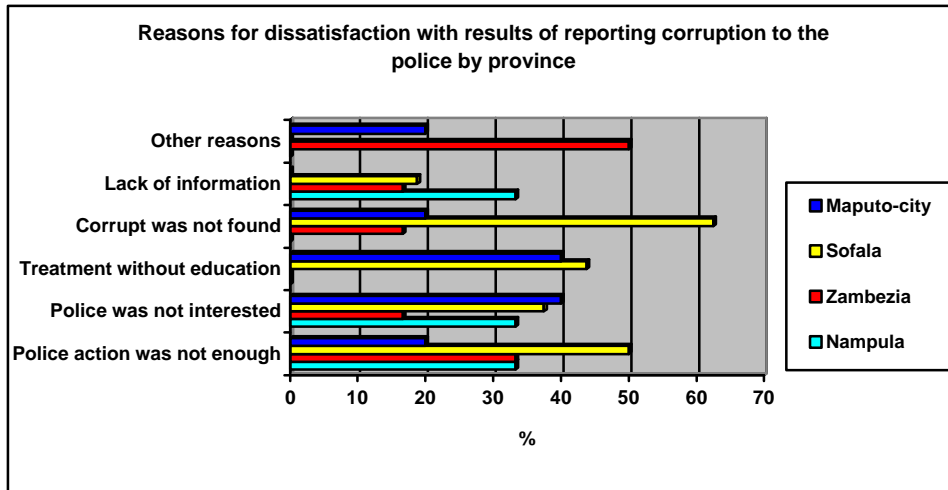
In the provinces, reasons to report corruption to the police were the same observed in the general context (fight against corruption, recovery of money or goods, arrest the corrupt and duty to report crime). However, it should be noted that fight against corruption is remarkable in Sofala and Zambézia.



Concerning the level of satisfaction with the results of reporting corruption to the police by province, there were noted different trends. Satisfaction is high in Nampula (62.5%) and the city of Maputo (58.3%). Dissatisfaction is higher in Zambézia (75.0%) and above all in Sofala (94,7%).

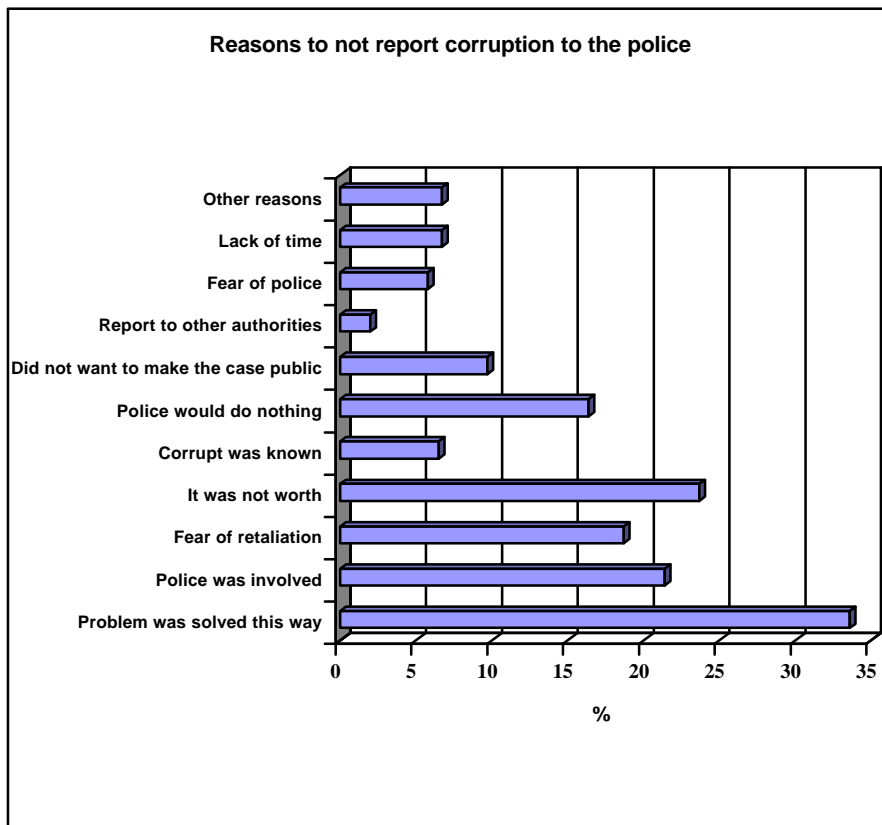
Reasons for dissatisfaction with the results of reporting corruption to the police are different in each province. In Nampula three were mentioned with the same importance: police (i) answer was not enough (33.3%), (ii) was not interested (33.3%) and (iii) did not inform the victim (33.3%). In Zambézia, the most relevant reason for dissatisfaction was that police action was not enough (33.3%). In Sofala, dissatisfaction was because police did not find the corrupt (62.5%), however some other reasons were also relevant (police action was not enough – 50.0%, victim treated without education – 43.8% and police was not interested – 37.5%). In the

city of Maputo, most significant reasons were that police was not interested



(40.0%)

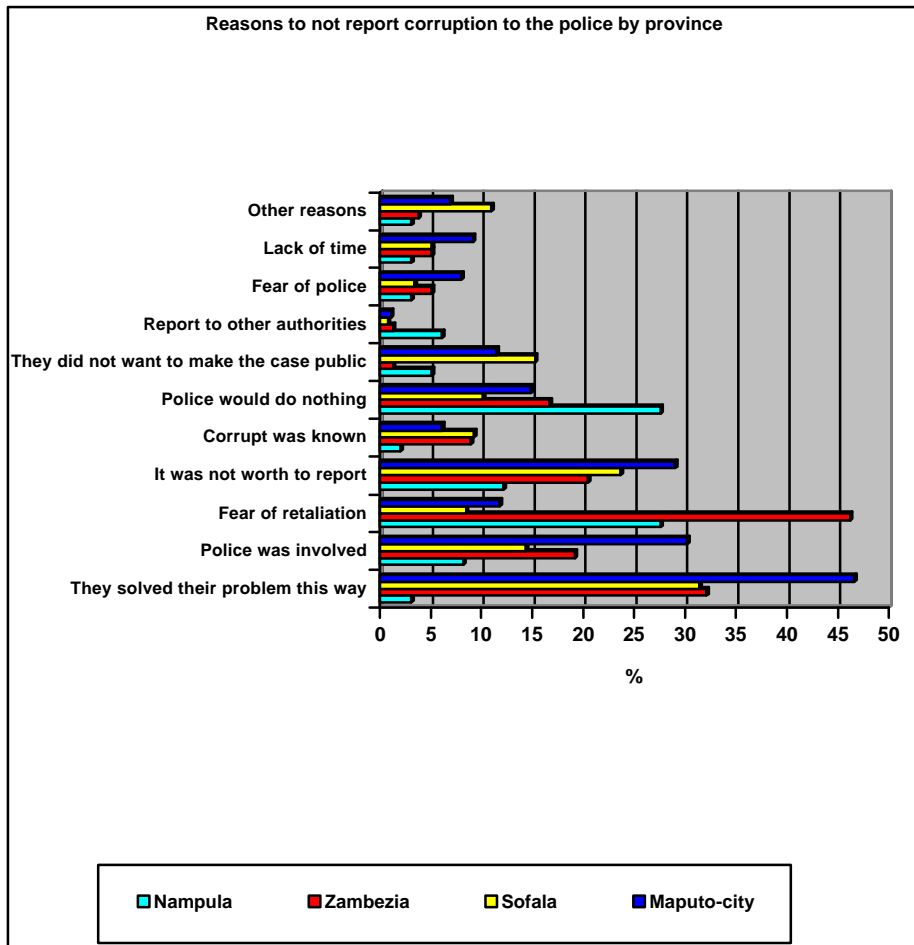
and victim treated without education (40.0%).



Interviewed who did not report corruption to the police adduced several reasons, by importance: (i) because victims solved their problem this way (33.6%); (ii) because it was not worth to report to the police (23.7%); (iii) because police was involved (21.4%); (iv) fear of retaliation (18.4%); and (v) because police would do nothing (16.4%).

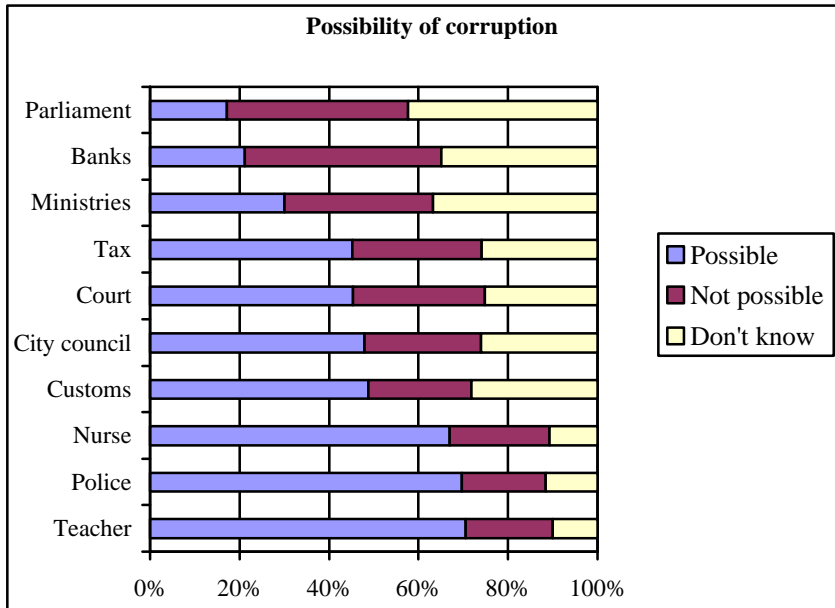
By province, main reasons to not report corruption to the police are the same pointed out in the general context, only modifying their relative importance. In

Nampula, there are three significant reasons: fear of retaliation (27.6%), police would do nothing (27.6%) and it was not worth to report the case (12.2%). Fear of retaliation is also the most relevant reasons in Zambézia (46.2%), followed by personal resolution of the problem (32.1%), it was not worth to report the case (20.5%) and that police was involved (19.2%). In Sofala, people did not report corruption because they thought they solved their problem this way (31.4%), because it was not worth to report the case (23.7%), because they did not want to make the case public (15.3%), or because the police was involved (14.4%). In the city of Maputo, the main reason was to consider that this was the way to solve the problem (46.6%).



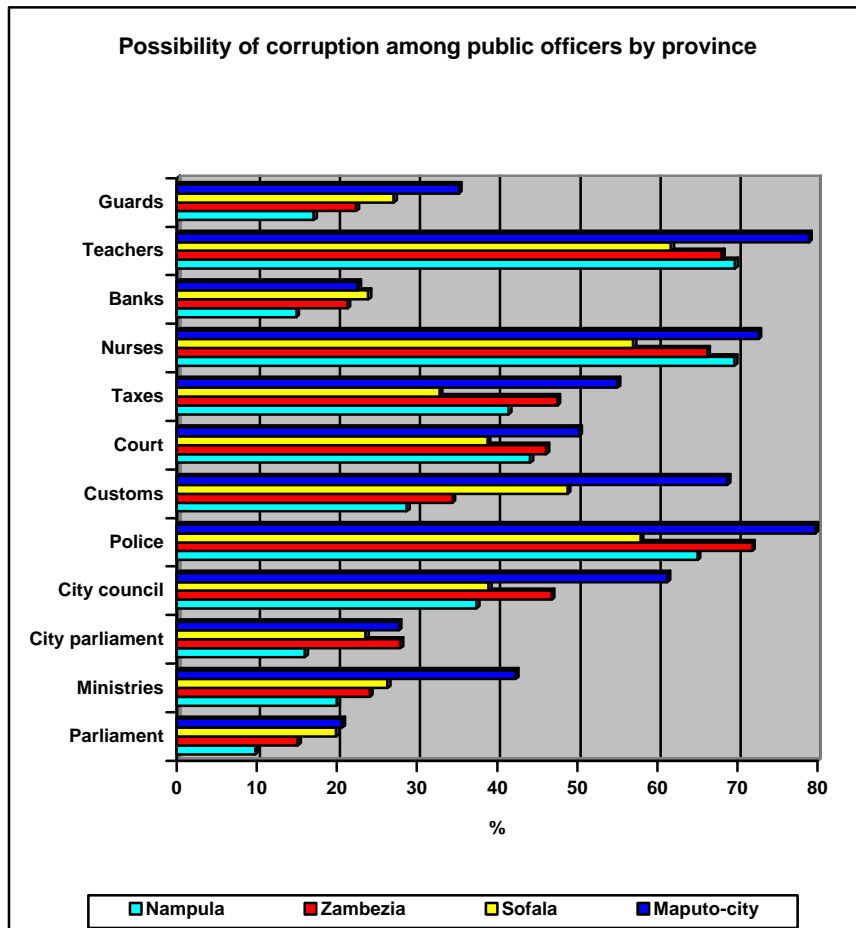
with some specific weight, were related to the involvement of the police (30.2%), because it was not worth to report the case (29.0%), or even because police would do nothing (14.9%).

According to the opinion of interviewed, probability of officer corruption

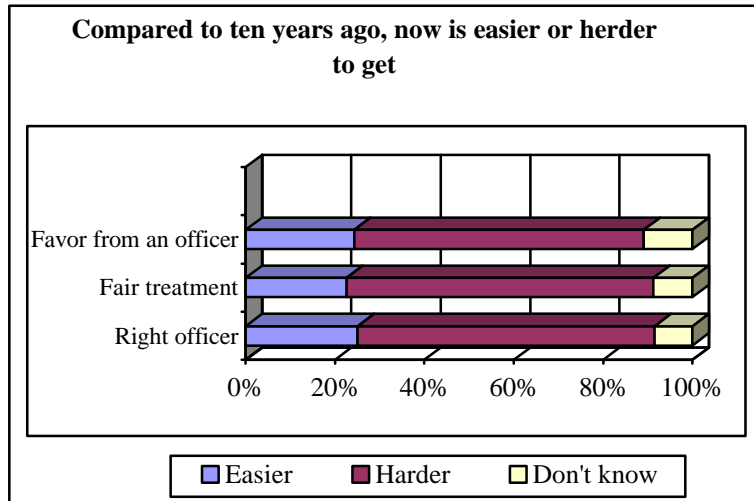


varies with the type of officer. Corruption is more possible in teachers, police and nurses, with percentages above 50.0% (70.6%, 69.6% and 66.9%, respectively). Other officers with possibility of corruption are customs officers (48.8%), city councils (47.9%), courts (45.3%) and taxes (45.2%).

In the provinces, the opinion trend of interviewed about the possibility of

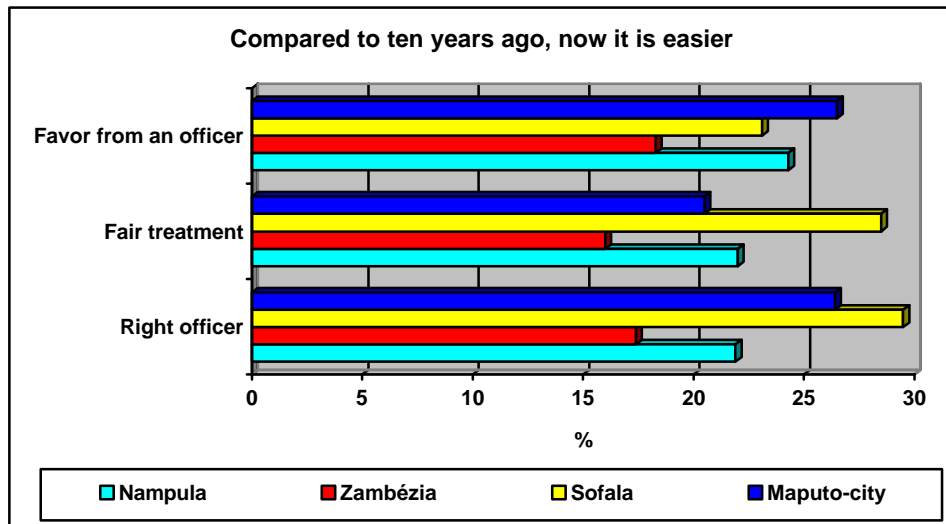


corruption among public officers is the same as in the general context. Even so, it is worth to mention that in the city of Maputo a relatively more critic opinion is noted regarding to the situation of corruption among city council, customs, courts and tax officers. Percentage of interviewed accepting the possibility of corruption among these officers is higher than 50%.



Regarding to what happened ten years ago, most interviewed thought that now is harder to find a right officer to deal with oneself problem (66.5%), to get a fair treatment (68,7%) and that a certain officer do a favor to someone (64.8%).

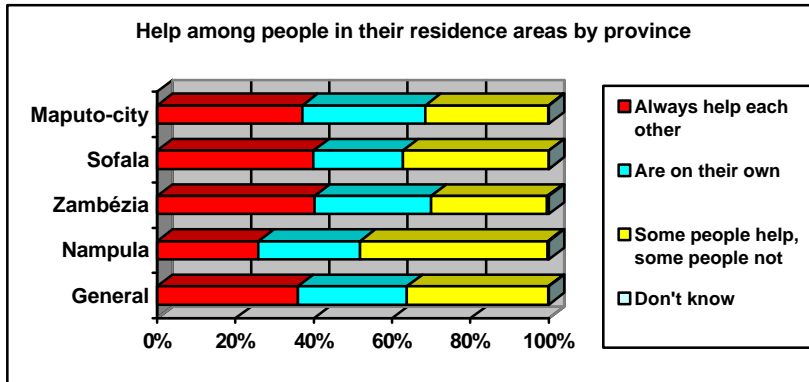
Likewise, in each province most interviewed thought the same regarding to what happened ten years ago. Degree of confidence in public officers is lower in all



provinces, particularly in Zambézia.

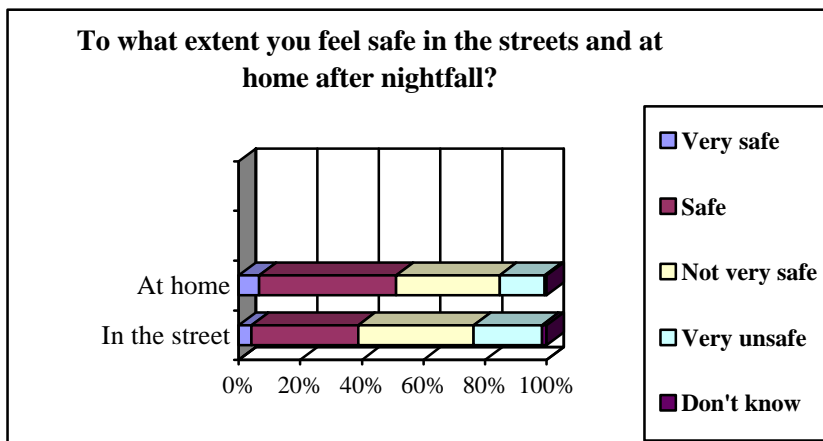
Crime in oneself area

When it comes to see if people help each other in their residence areas, there is not a predominant opinion. Even so, it could be pointed out two groups of interviewed with different opinions: one thought that people always helped each other (36.0%) and another declaring that some people did it and some people not (36.0%). There was also a significant percentage thinking that people is on their own (27.8%).



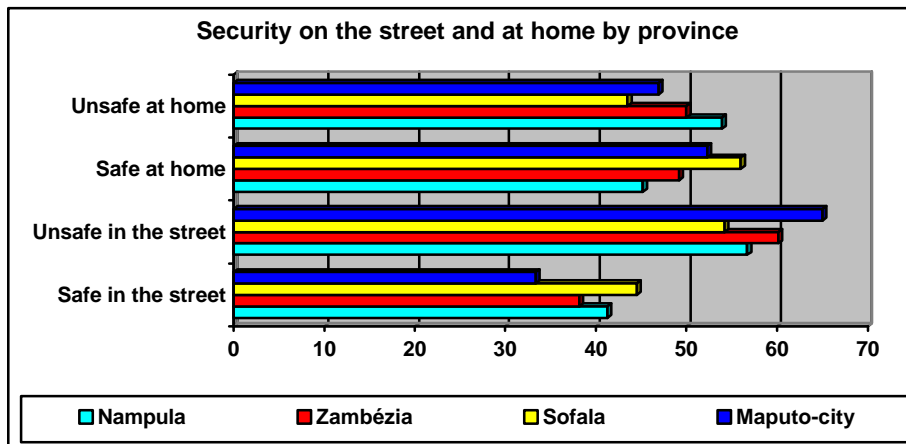
The same lack of a predominant opinion is detected in each province. However, in Nampula a significant percentage of respondents (47.9%) thought that some people helped each other, and some people not. In Zambézia, Sofala and the city of Maputo, the most relevant opinion was that people always helped each other in their residence areas.

Concerning security on the streets, the predominant opinion corresponds to people thinking that streets are unsafe (59.7%), even a significant percentage

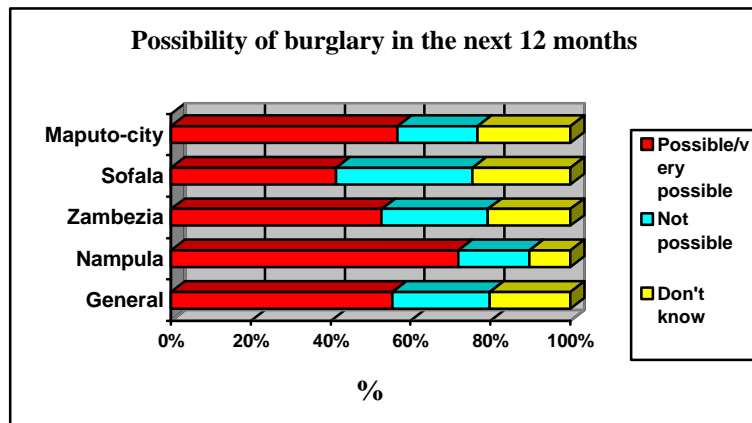


consider it safe (38.8%). Concerning security at home, there is no a predominant opinion. Interviewed split between those feeling safe at home (51.2%) and those declaring the opposite (48.1%), even the first ones had a slightly advantage.

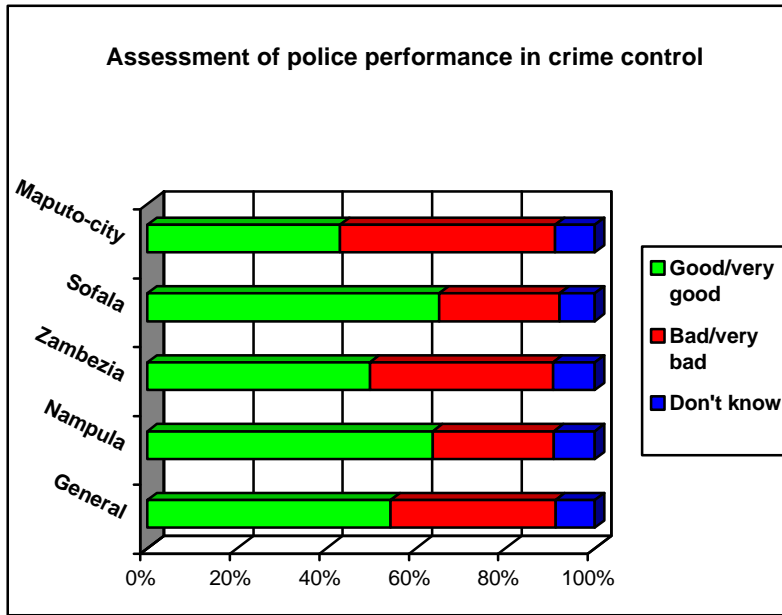
In all provinces, interviewed opinion is that streets are unsafe after nightfall,



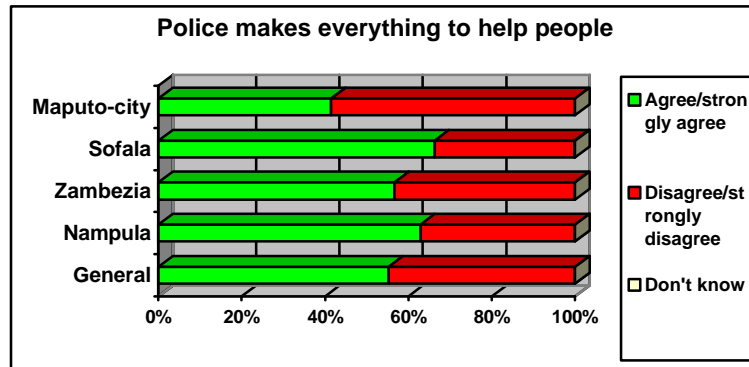
with relevance for the city of Maputo. Concerning security at home, provincial trends are not far from global. It should be noted that in Nampula, a slightly majority of interviewed (53.9%) considered to feel unsafe at home. In Zambézia, interviewed were divided in two groups approximately similar, among those declaring to feel unsafe at home (50.0%) and those affirming the opposite (49.2%).



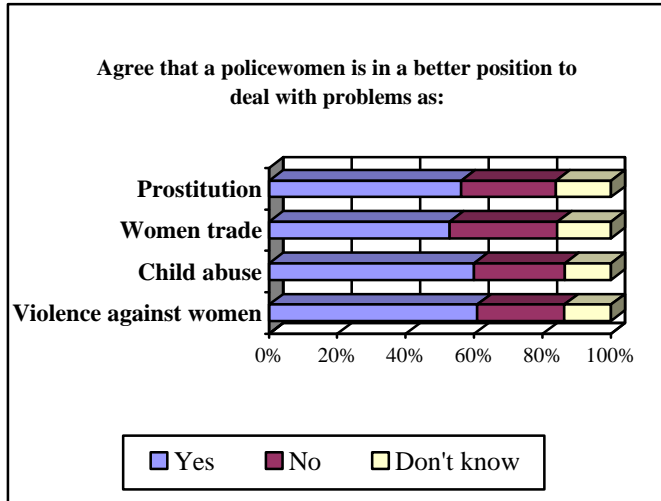
In general, most interviewed (55.4%) thought there was a possibility of suffering burglary in the next 12 months. However, there was a significant percentage considering the opposite (24.3%) and without opinion (20.2%). At provincial level, trend is repeated. The exception is Sofala, where the percentage of interviewed accepting the possibility of burglary is only around 40.0%.



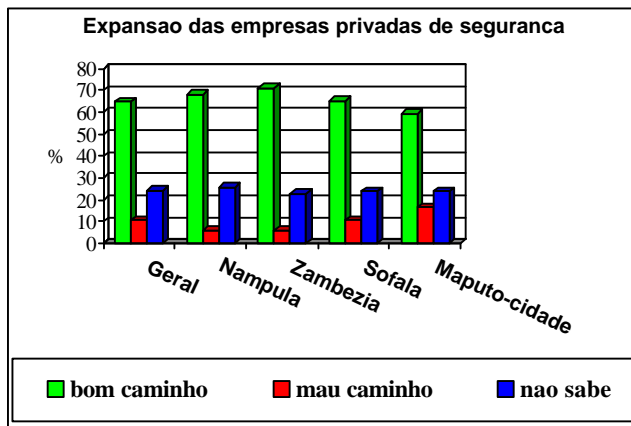
About police performance on crime control in interviewed residence areas, predominant opinion is that police performance is good or very good (54.4%). A percentage of 36.8% of interviewed had the opposite opinion. This general trend is also observed at provincial level, excepting in the city of Maputo, where the higher percentage of interviewed (48.0%) considered that police performance in crime control was bad or very bad. In Zambézia, it seems to exist a balance between those thinking that police performance is good or very good and those thinking that was bad or very bad, despite a slightly advantage for the former.



Also, more than a half of interviewed (55.2%) agreed with the idea that police makes everything to help people, although a remarkable percentage disagree with it (44.8%). Again, the city of Maputo was the exception, with 58.4% of interviewed that disagreed with this opinion.

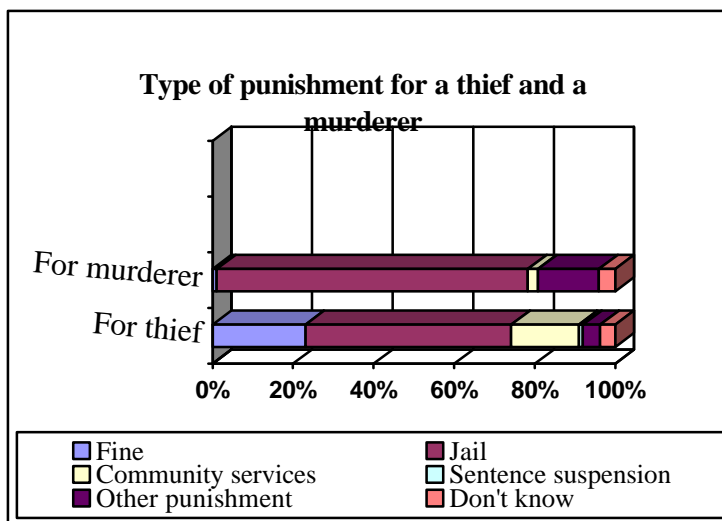
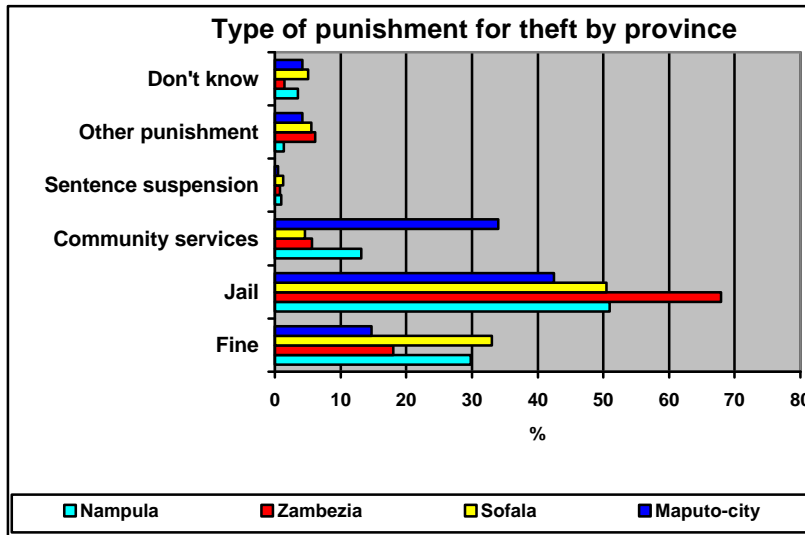


Most interviewed agreed with the idea that a policewoman is in better position to deal with problems as violence against women/domestic violence (60.7%), child abuse (59.8%), women and minors trade (52.7%) and prostitution

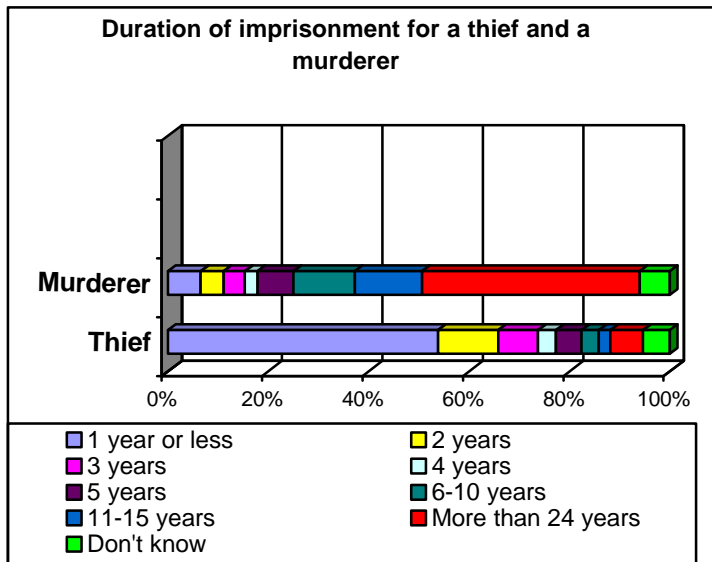
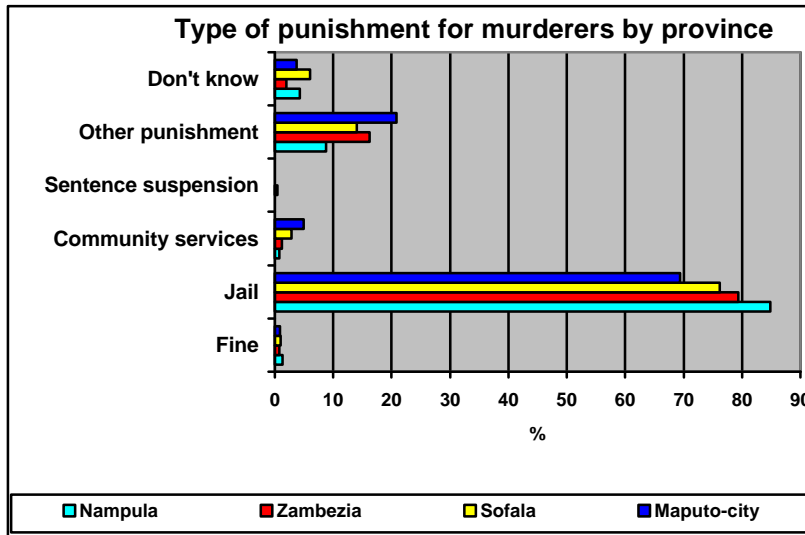


(56.1%). It should be noted that percentage in disagree is relatively significant (25.4%, 26.5%, 31.4% and 27.8%, respectively). At provincial level the same trend was observed.

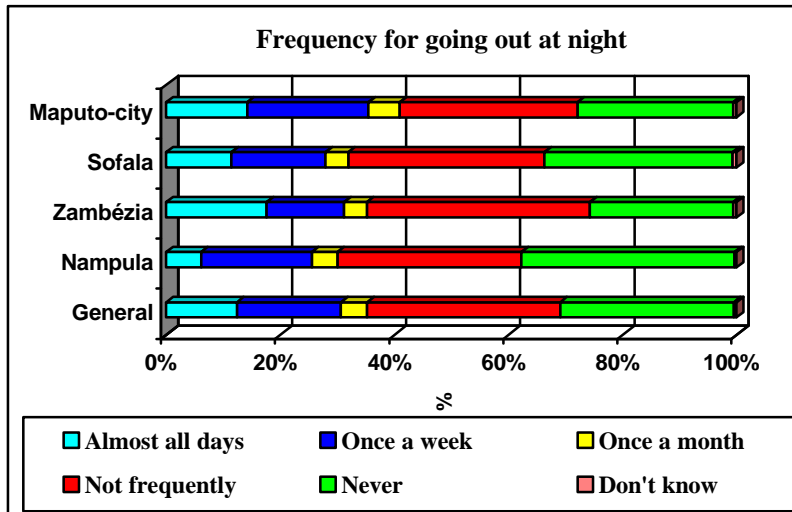
Relating to the work of private security companies, the majority opinion is that they make a good or very good work (66.3%). However, it should be noted that percentage of those answering "Don't know" was significant (25.4%). Likewise, most interviewed (65.0%) thought that these companies are a good enterprise in the fight against crime. This opinion is also predominant at provincial level, particularly in Zambézia and Nampula.



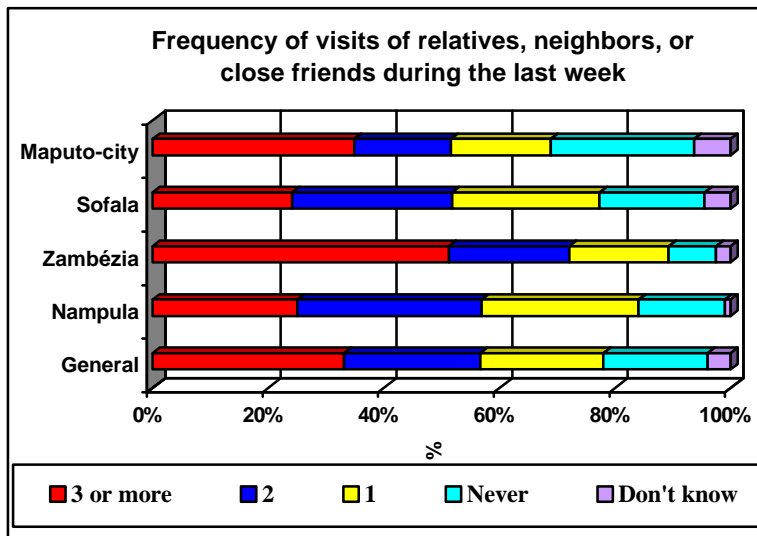
Concerning to the type of punishment for a thief, many interviewed (51.0%) defended jail. However, there were two significant groups thinking that fine (23.2%) and community services (16.8%) would be better punishments. Regarding the type of punishment for a murderer, the majority (76.8%) considered the jail as well. However, 15.3% of interviewed mentioned other punishments, particularly death penalty (80.0%). In the provinces trends are the same. It is worth to mention that interviewed defending jail for thieves are more frequent in Zambézia; in Sofala they prefer fine, while the city of Maputo answered community services. For murderers, jail is also the preferred punishment in all provinces. It should be noted that a significant proportion defended other types of punishment, particularly in the city of Maputo. It should be remembered that death penalty is the alternative punishment more frequently mentioned.



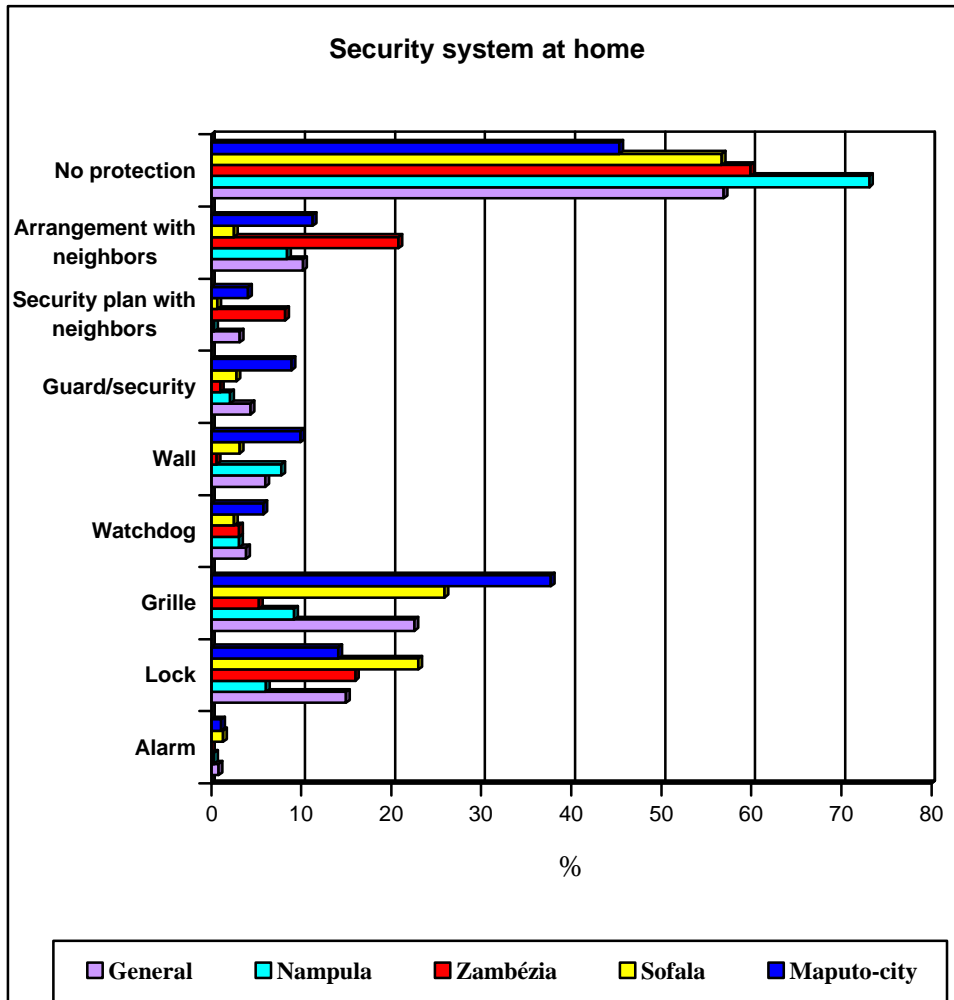
About duration of imprisonment for a thief, 53.7% of interviewed thought they should stay in jail for a period of one year or less. Other opinions relatively significant were imprisonments of 2 (12.0%) and 3 years (7.9%). In the case of murderer, the most relevant opinion (43.4%) was that imprisonment should last more than 24 years or even be for life. Other relevant opinions were that imprisonment should be for 11 to 15 years (13.4%) or for 6 to 10 years (12.2%). At provincial level, opinion trend on the length of imprisonment for thieves and murderers was the same that in the general context.



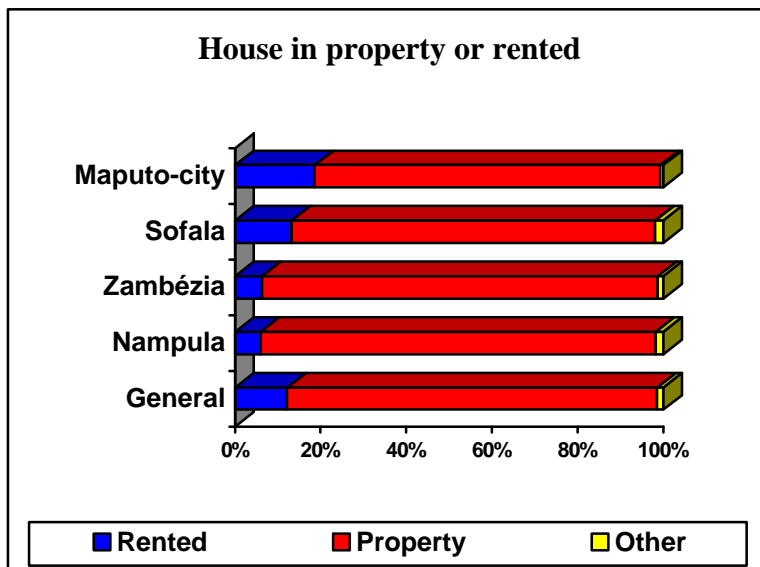
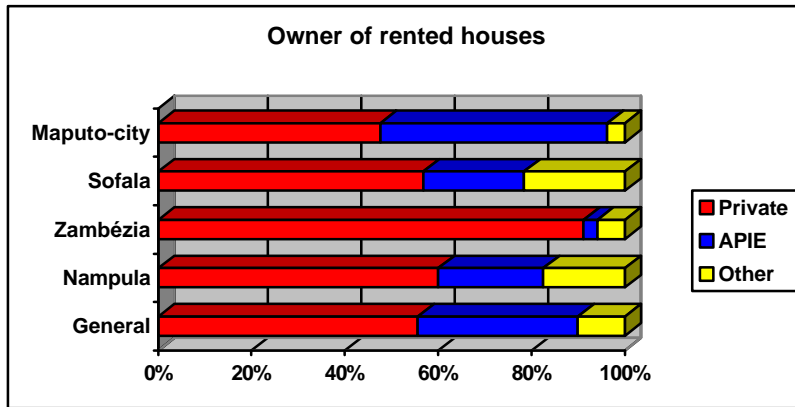
Concerning frequency for interviewed going out at night, for visit or entertainment, there is not a predominant answer. However, there are two relevant groups almost balanced, declaring going out not frequently (33.6%) or never (30.5%). Another two groups, also with some relevance, declared to go out once a week (18.3%) or almost all days (12.4%). This trend is the same in all provinces.



Concerning the frequency of visits of relatives, neighbors or close friends received during the last week, there is not a predominant answer. A relatively high proportion (33.1%), declared to have been visited three or more times during the last week. Others admitted to have been visited twice (23.5%), once (21.5%) or never (18.0%). This trend is seen in Zambézia and the city of Maputo, being relevant the higher frequency of visits in Zambézia. In Nampula and Sofala, interviewed are distributed in an almost balanced way between those declaring to have been visited three or more times, twice or once.



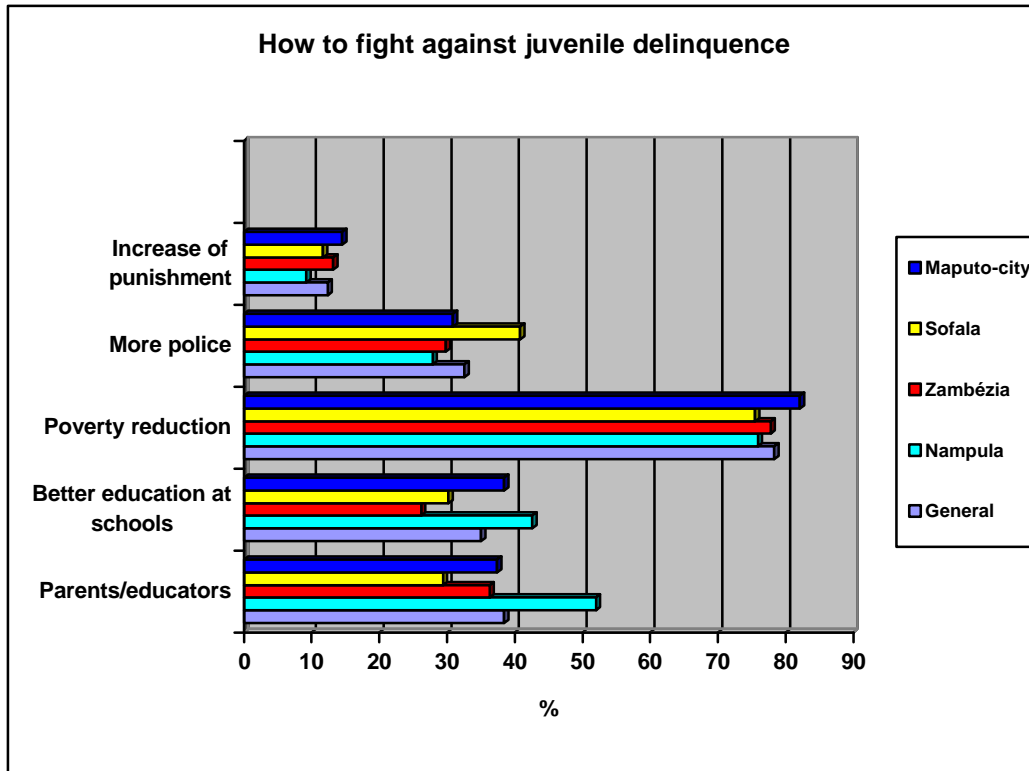
Concerning the protection system at home, most interviewed (56.9%) declared to have not protection system. However, there were two significant groups declaring to have grille in the windows (22.6%) or a special lock at the door (15.0%). The remaining respondents are divided in other protection systems, in percentages not relevant. In the provinces, most interviewed declared also to have not protection system at home, with more relevance in Nampula. Sofala and the city of Maputo have the general trend, with grille in the windows and special lock at the door as the most relevant protection systems. In Zambézia, the more relevant protection system is a friendly arrangement with the neighbors to keep watch of the others houses.



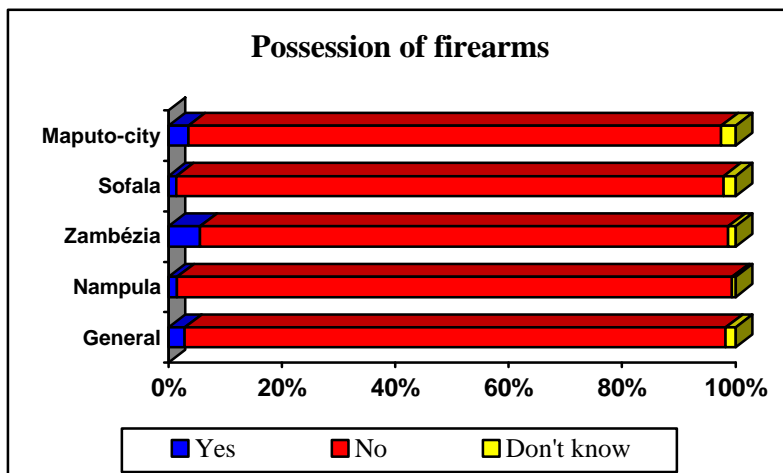
Concerning the house being property of the interviewed or rented, most of them (86.4%) declared that was property. However, a significant percentage (12.2%) lived in rented houses. Most of these last respondents (55.6%), rented the houses to private owners, even there were significant percentages renting houses to APIE (34.3%) or other entities (10.1%). In the provinces the predominant answer is property of the house, with more relevance in Nampula and Zambézia. Rented houses are also property of private owners, excepting the city of Maputo with a slightly advantage for APIE.

Interviewed opinion on the most efficient way to fight against juvenile delinquency was very diverse. The most frequent opinion (78.3%) was that fight against juvenile delinquency needed poverty reduction and increase of employed people. A second opinion, representing 38.4% of interviewed, defended a better discipline from parents and educators, particularly family education, to teach a higher respect for the law. Other two opinions, almost balanced, are an atmosphere of more discipline and better education at schools (35.0%) and a better policing (32.6%), which means an increase in the number of police. One last significant opinion (12.4%), defended more severity of

punishment.

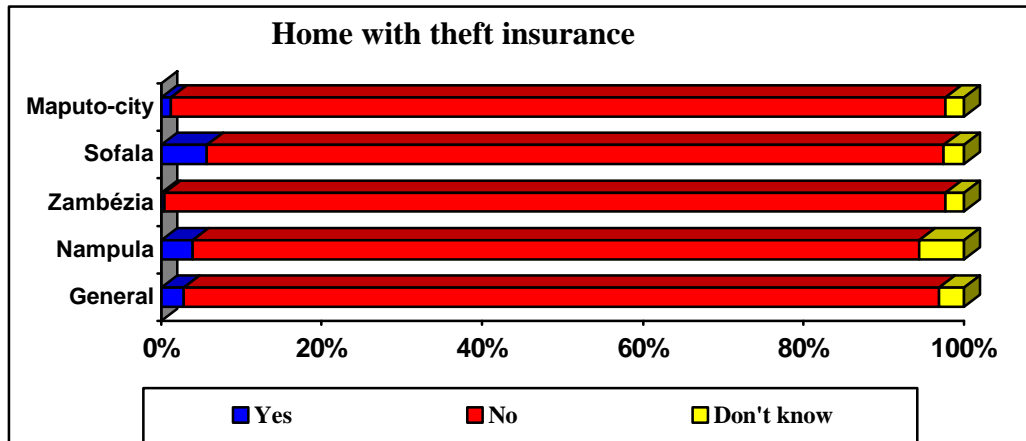


In the provinces, the most frequent opinion on the fight against juvenile delinquency was the same observed in the general context. The other suggestions were also mentioned in all provinces, however with different levels of importance.



Concerning firearm possession, most interviewed (95.3%) declared to have not. Only 2.9% of interviewed admitted firearm possession. Zambézia presents the higher percentage of interviewed possessing arms. The most frequent type of weapon (63.2% of those accepting possession) is gun/revolver. Other relevant types are, rifle/AKM and shotgun (15.8% and 13.2%, respectively). In general, reasons to possess a firearm are mainly three: (i) to be a member of the army or the police (57.9% of those accepting possession); (ii) protection (25.0%); and (iii) hunting (13.2%).

Concerning the use of arms to defend themselves of assaults in the last five years, the most frequent answer was not (98.9%). Only 1.1% of interviewed declared affirmatively. Among the later, 52.4% declared to have shown the arm to discourage the assailants; the remaining 47.6% said no. Among those showing an arm, most of them (74.1%) did not shot to defend themselves. It should be noted that the remaining 25.9% did shot. This trend is repeated at provincial level.



Regarding theft insurance at home, most interviewed (94.1%) declared to have not. Only 2.8% declared the opposite. The same trend is observed in all provinces, however Sofala presents a slightly higher percentage of houses with theft insurance.

CONCLUSION

After a thorough reading of survey results, the following conclusions can be drawn:

- Most interviewed declared to have been victims of acts considered as crime, for example, theft (cars and accessories, motorbikes, bicycles), animals, damages to vehicles, corruption, sexual offenses, etc.;
- In general, crimes were carried out by groups of two or more individuals and happened mostly at home or near home, with firearm use, particularly gun/revolver;
- Most crimes were reported to the police, excepting sexual offenses and animal theft;
- Most victims were not satisfied with police action;
- Appealing to services of public or private institutions to report crimes was not frequent, even interviewed admitted that such services would be useful;
- Most of stolen goods were never recovered.